

Local Market Update – September 2024

A RESEARCH TOOL PROVIDED BY THE COLUMBUS REALTORS®
BASED ON RESIDENTIAL LISTING DATA ONLY



Whitehall (Corp.)

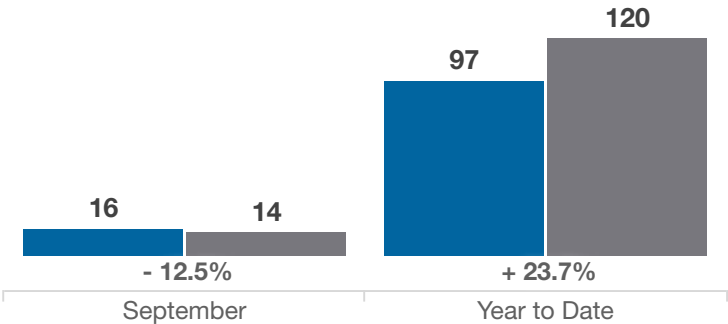
Franklin County

Key Metrics	September			Year to Date		
	2023	2024	% Change	Thru 9-2023	Thru 9-2024	% Change
Closed Sales	16	14	- 12.5%	97	120	+ 23.7%
In Contracts	14	12	- 14.3%	101	120	+ 18.8%
Average Sales Price*	\$183,219	\$194,071	+ 5.9%	\$187,410	\$203,278	+ 8.5%
Median Sales Price*	\$181,000	\$195,000	+ 7.7%	\$183,000	\$200,000	+ 9.3%
Average Price Per Square Foot*	\$157.23	\$165.97	+ 5.6%	\$158.51	\$168.09	+ 6.0%
Percent of Original List Price Received*	96.9%	91.3%	- 5.8%	99.6%	97.8%	- 1.8%
Percent of Last List Price Received*	98.8%	96.8%	- 2.0%	100.8%	99.5%	- 1.3%
Days on Market Until Sale	13	23	+ 76.9%	16	20	+ 25.0%
New Listings	10	12	+ 20.0%	105	137	+ 30.5%
Median List Price of New Listings	\$182,500	\$227,400	+ 24.6%	\$189,900	\$209,900	+ 10.5%
Median List Price at Time of Sale	\$187,450	\$201,950	+ 7.7%	\$179,900	\$209,900	+ 16.7%
Inventory of Homes for Sale	8	14	+ 75.0%	—	—	—
Months Supply of Inventory	0.7	1.2	+ 71.4%	—	—	—

* Does not account for sale concessions and/or downpayment assistance. | Percent changes are calculated using rounded figures and can sometimes look extreme due to small sample size.

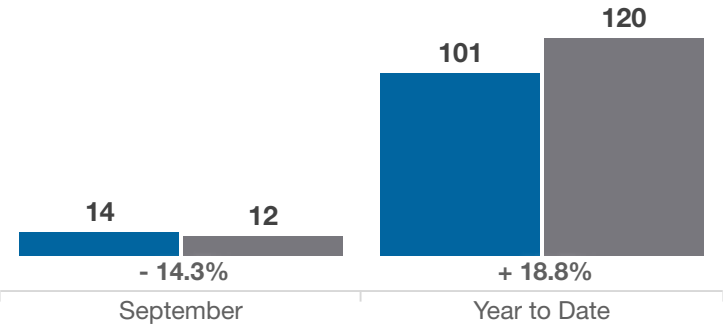
Closed Sales

■ 2023 ■ 2024



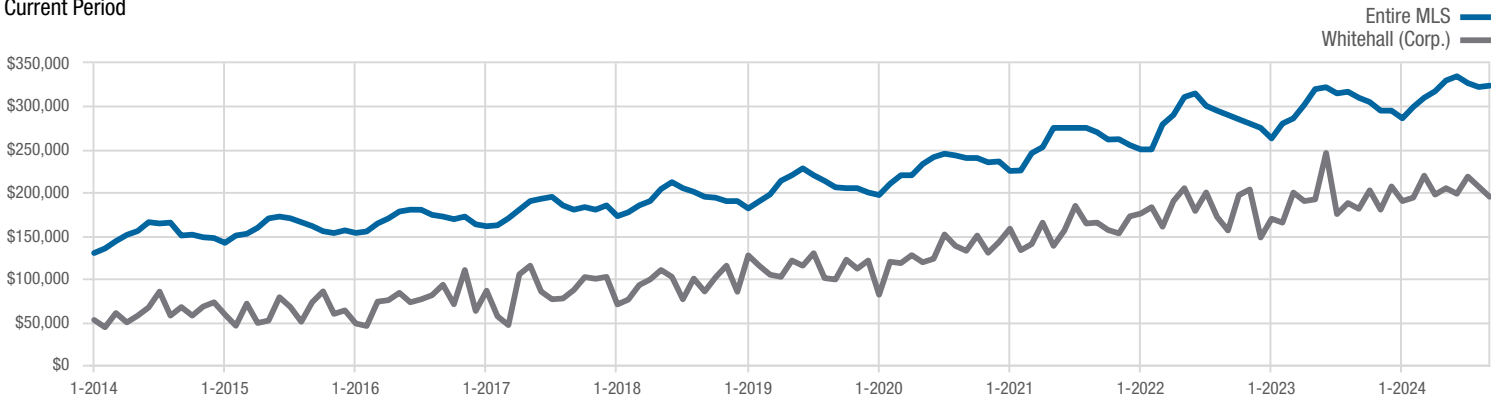
In Contracts

■ 2023 ■ 2024



Median Sales Price

Current Period



Each data point represents the median sales price in a given month.

Local Market Update – September 2024

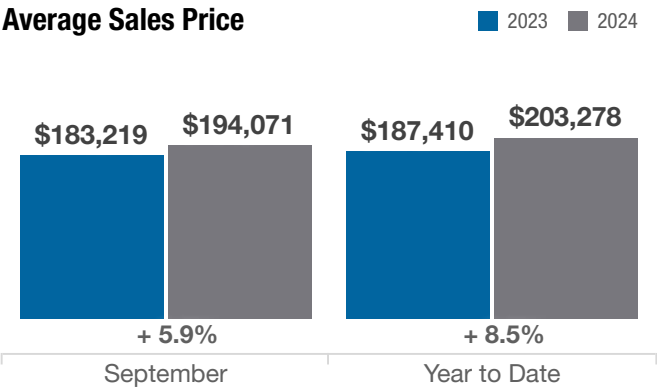
A RESEARCH TOOL PROVIDED BY THE COLUMBUS REALTORS®
BASED ON RESIDENTIAL LISTING DATA ONLY



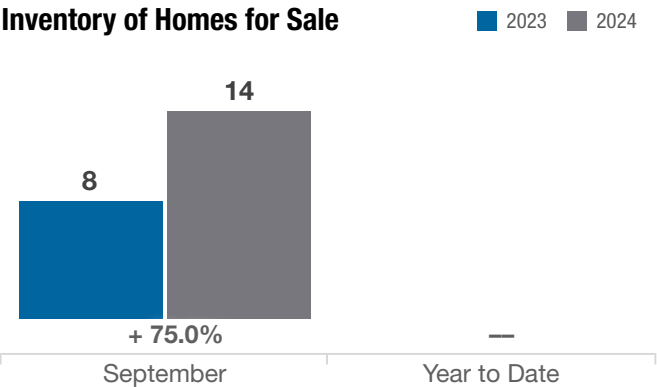
Whitehall (Corp.)

Franklin County

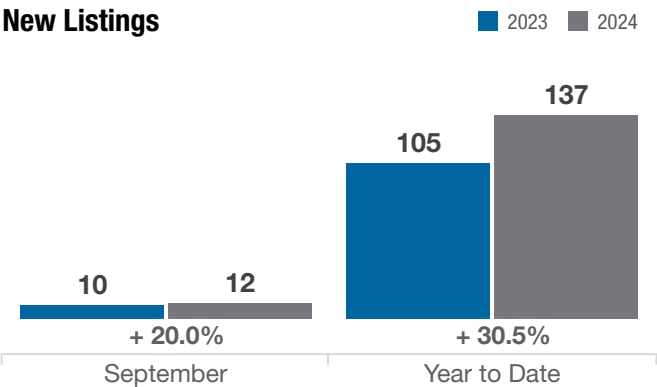
Average Sales Price



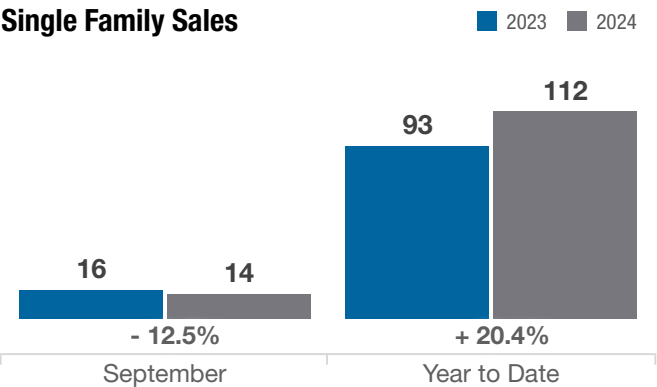
Inventory of Homes for Sale



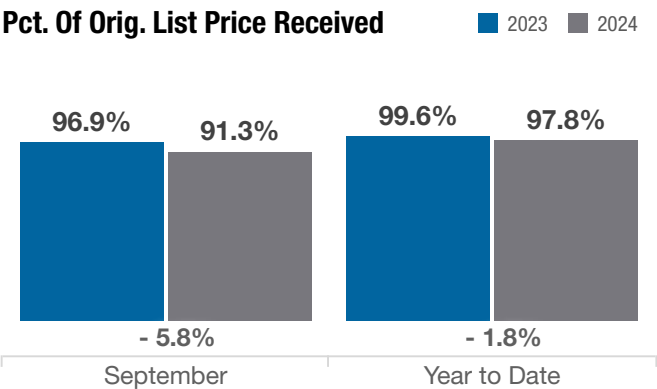
New Listings



Single Family Sales



Pct. Of Orig. List Price Received



Condo Sales

