

Local Market Update – October 2024

A RESEARCH TOOL PROVIDED BY THE COLUMBUS REALTORS®
BASED ON RESIDENTIAL LISTING DATA ONLY



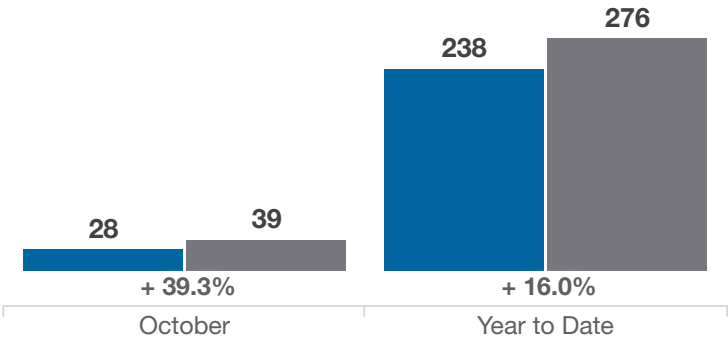
Clark County

| Key Metrics | October | | | Year to Date | | |
|--|-----------|-----------|----------|--------------|--------------|----------|
| | 2023 | 2024 | % Change | Thru 10-2023 | Thru 10-2024 | % Change |
| Closed Sales | 28 | 39 | + 39.3% | 238 | 276 | + 16.0% |
| In Contracts | 34 | 29 | - 14.7% | 256 | 292 | + 14.1% |
| Average Sales Price* | \$220,307 | \$252,309 | + 14.5% | \$221,220 | \$229,061 | + 3.5% |
| Median Sales Price* | \$202,000 | \$231,500 | + 14.6% | \$189,000 | \$199,950 | + 5.8% |
| Average Price Per Square Foot* | \$141.45 | \$147.13 | + 4.0% | \$134.76 | \$139.93 | + 3.8% |
| Percent of Original List Price Received* | 96.3% | 94.1% | - 2.3% | 97.0% | 96.7% | - 0.3% |
| Percent of Last List Price Received* | 97.5% | 97.4% | - 0.1% | 98.9% | 98.2% | - 0.7% |
| Days on Market Until Sale | 30 | 37 | + 23.3% | 27 | 26 | - 3.7% |
| New Listings | 29 | 41 | + 41.4% | 274 | 371 | + 35.4% |
| Median List Price of New Listings | \$179,900 | \$174,950 | - 2.8% | \$195,000 | \$215,000 | + 10.3% |
| Median List Price at Time of Sale | \$212,000 | \$232,500 | + 9.7% | \$189,450 | \$199,900 | + 5.5% |
| Inventory of Homes for Sale | 32 | 84 | + 162.5% | — | — | — |
| Months Supply of Inventory | 1.3 | 3.1 | + 138.5% | — | — | — |

* Does not account for sale concessions and/or downpayment assistance. | Percent changes are calculated using rounded figures and can sometimes look extreme due to small sample size.

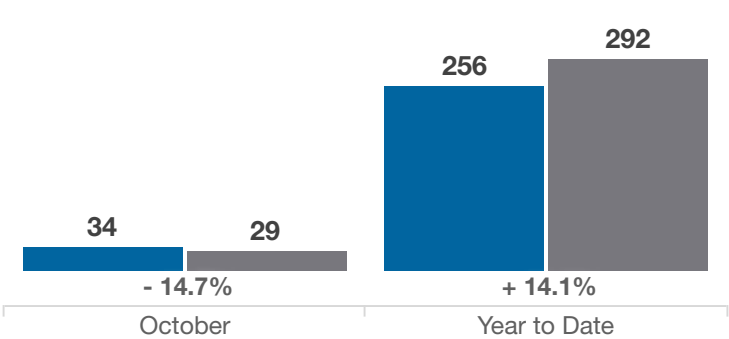
Closed Sales

■ 2023 ■ 2024



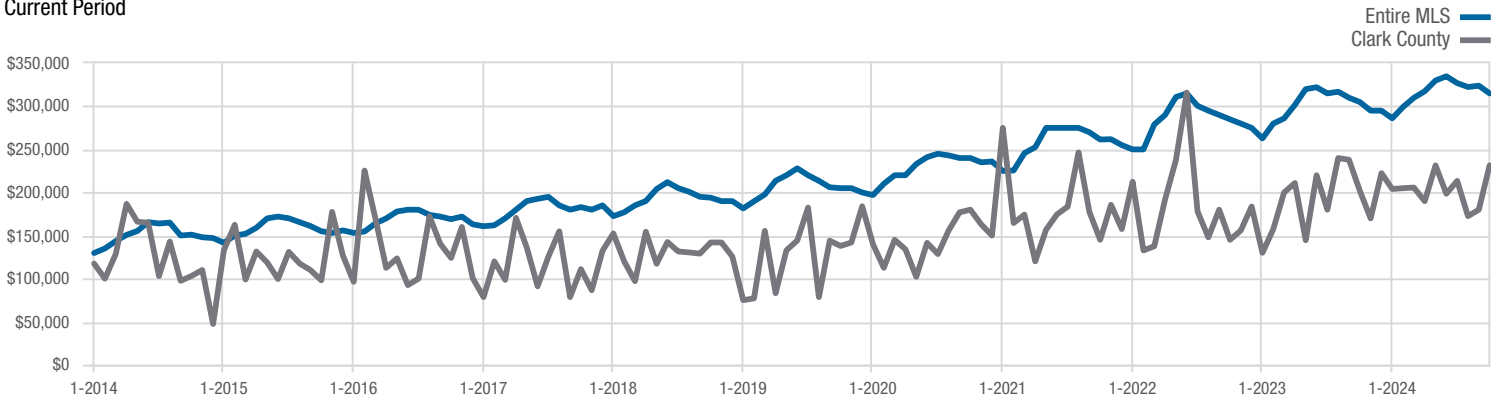
In Contracts

■ 2023 ■ 2024



Median Sales Price

Current Period



Each data point represents the median sales price in a given month.

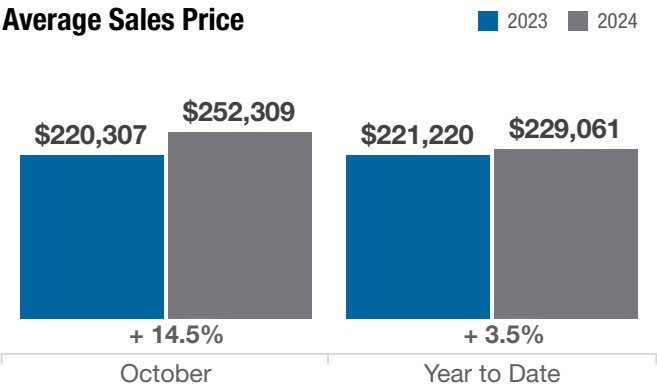
Local Market Update – October 2024

A RESEARCH TOOL PROVIDED BY THE COLUMBUS REALTORS®
BASED ON RESIDENTIAL LISTING DATA ONLY

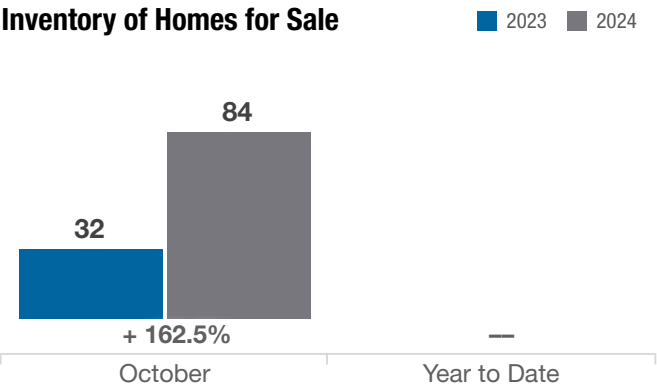


Clark County

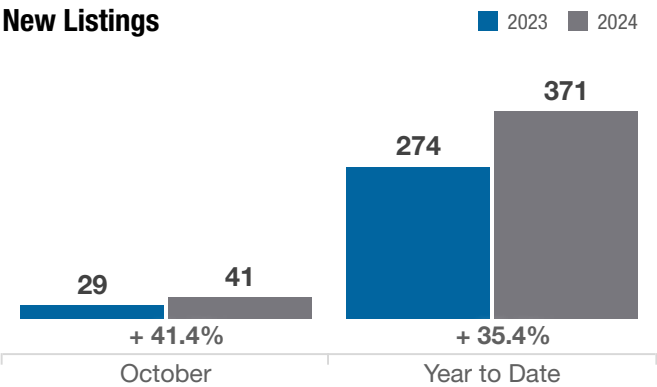
Average Sales Price



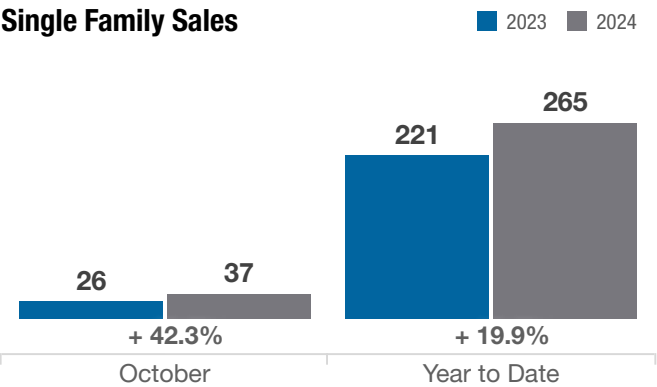
Inventory of Homes for Sale



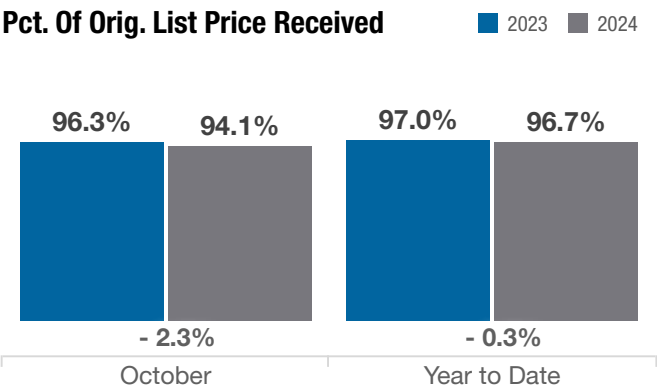
New Listings



Single Family Sales



Pct. Of Orig. List Price Received



Condo Sales

