

# Local Market Update – October 2024

A RESEARCH TOOL PROVIDED BY THE COLUMBUS REALTORS®  
BASED ON RESIDENTIAL LISTING DATA ONLY



## German Village

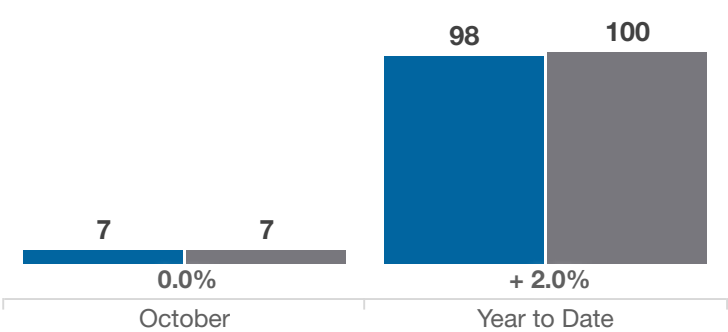
Franklin County (43206 and German Village subdivision)

Key Metrics	October			Year to Date		
	2023	2024	% Change	Thru 10-2023	Thru 10-2024	% Change
Closed Sales	7	7	0.0%	98	100	+ 2.0%
In Contracts	8	12	+ 50.0%	106	102	- 3.8%
Average Sales Price*	\$518,711	\$635,429	+ 22.5%	\$594,289	\$681,687	+ 14.7%
Median Sales Price*	\$397,500	\$590,000	+ 48.4%	\$518,750	\$592,500	+ 14.2%
Average Price Per Square Foot*	\$330.18	\$416.20	+ 26.1%	\$342.35	\$374.25	+ 9.3%
Percent of Original List Price Received*	96.4%	99.7%	+ 3.4%	99.1%	97.3%	- 1.8%
Percent of Last List Price Received*	100.1%	101.1%	+ 1.0%	100.7%	99.3%	- 1.4%
Days on Market Until Sale	38	34	- 10.5%	20	38	+ 90.0%
New Listings	15	6	- 60.0%	144	131	- 9.0%
Median List Price of New Listings	\$669,000	\$962,500	+ 43.9%	\$542,000	\$605,000	+ 11.6%
Median List Price at Time of Sale	\$397,500	\$575,000	+ 44.7%	\$499,900	\$602,500	+ 20.5%
Inventory of Homes for Sale	31	21	- 32.3%	—	—	—
Months Supply of Inventory	3.1	2.2	- 29.0%	—	—	—

\* Does not account for sale concessions and/or downpayment assistance. | Percent changes are calculated using rounded figures and can sometimes look extreme due to small sample size.

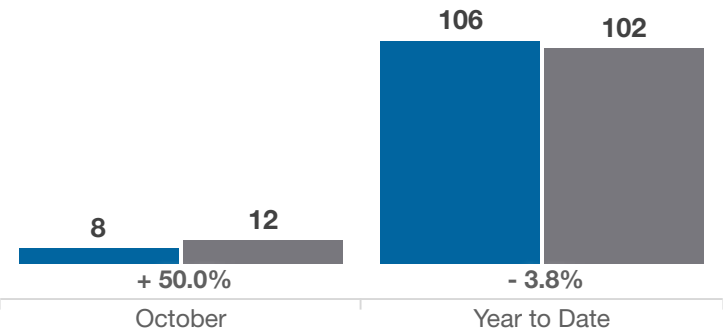
### Closed Sales

■ 2023 ■ 2024



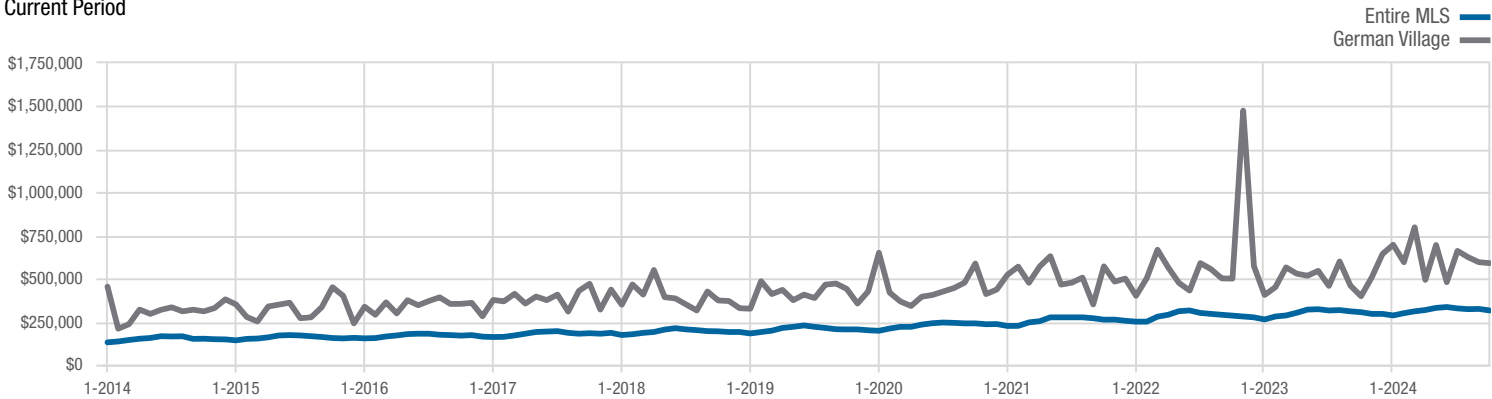
### In Contracts

■ 2023 ■ 2024



### Median Sales Price

Current Period



Each data point represents the median sales price in a given month.

# Local Market Update – October 2024

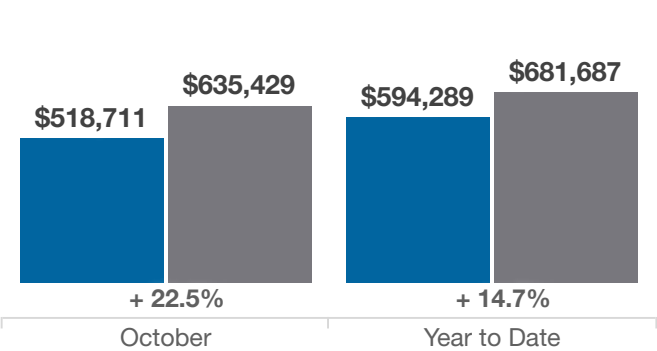
A RESEARCH TOOL PROVIDED BY THE COLUMBUS REALTORS®  
BASED ON RESIDENTIAL LISTING DATA ONLY



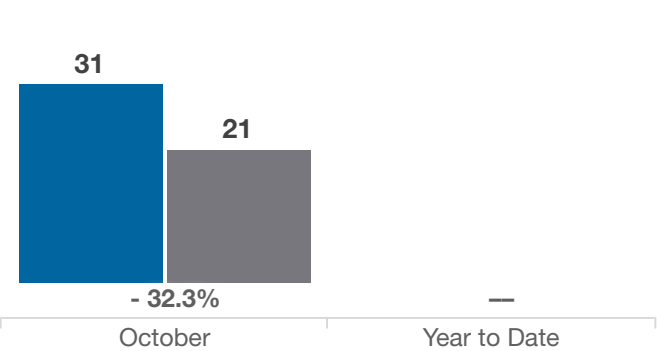
## German Village

Franklin County (43206 and German Village subdivision)

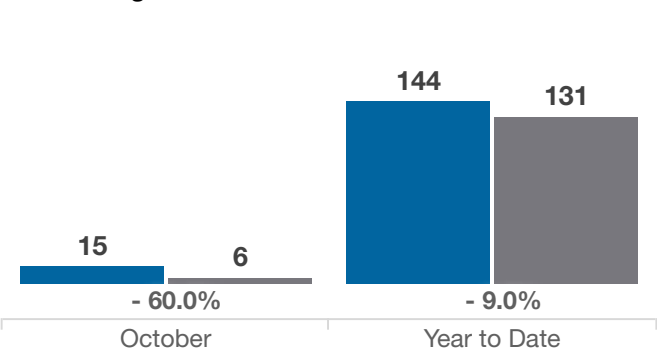
Average Sales Price



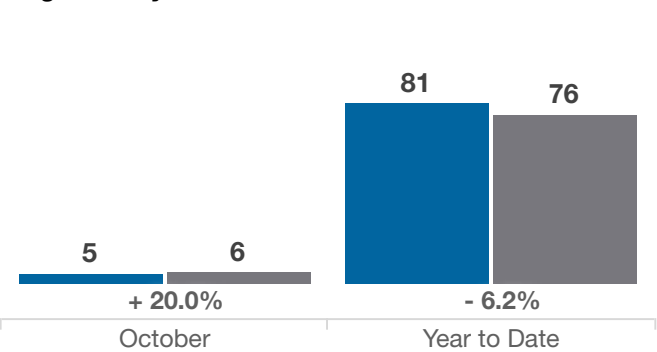
Inventory of Homes for Sale



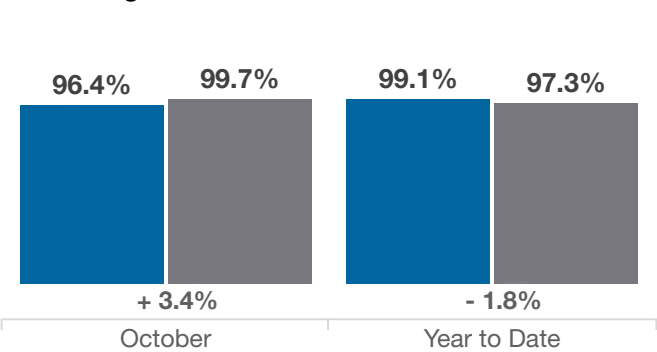
New Listings



Single Family Sales



Pct. Of Orig. List Price Received



Condo Sales

