

Local Market Update – October 2024

A RESEARCH TOOL PROVIDED BY THE COLUMBUS REALTORS®
BASED ON RESIDENTIAL LISTING DATA ONLY



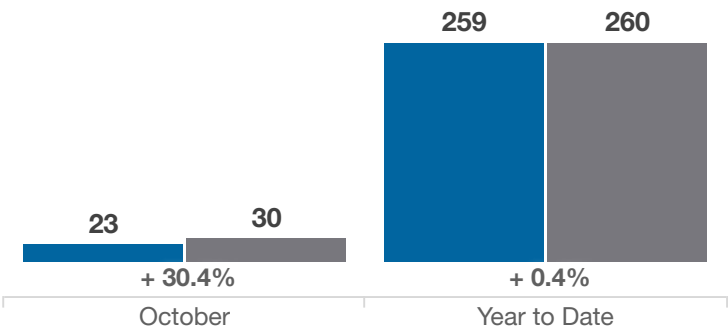
Morrow County

| Key Metrics | October | | | Year to Date | | |
|--|-----------|-----------|----------|--------------|--------------|----------|
| | 2023 | 2024 | % Change | Thru 10-2023 | Thru 10-2024 | % Change |
| Closed Sales | 23 | 30 | + 30.4% | 259 | 260 | + 0.4% |
| In Contracts | 30 | 29 | - 3.3% | 267 | 274 | + 2.6% |
| Average Sales Price* | \$375,280 | \$287,587 | - 23.4% | \$297,512 | \$309,425 | + 4.0% |
| Median Sales Price* | \$319,250 | \$254,000 | - 20.4% | \$267,000 | \$292,450 | + 9.5% |
| Average Price Per Square Foot* | \$205.44 | \$170.30 | - 17.1% | \$172.85 | \$178.62 | + 3.3% |
| Percent of Original List Price Received* | 95.5% | 94.2% | - 1.4% | 96.4% | 96.1% | - 0.3% |
| Percent of Last List Price Received* | 101.0% | 97.1% | - 3.9% | 99.0% | 98.9% | - 0.1% |
| Days on Market Until Sale | 52 | 46 | - 11.5% | 30 | 36 | + 20.0% |
| New Listings | 26 | 35 | + 34.6% | 310 | 329 | + 6.1% |
| Median List Price of New Listings | \$309,500 | \$347,998 | + 12.4% | \$287,350 | \$292,450 | + 1.8% |
| Median List Price at Time of Sale | \$324,950 | \$255,000 | - 21.5% | \$275,000 | \$294,800 | + 7.2% |
| Inventory of Homes for Sale | 59 | 62 | + 5.1% | — | — | — |
| Months Supply of Inventory | 2.3 | 2.4 | + 4.3% | — | — | — |

* Does not account for sale concessions and/or downpayment assistance. | Percent changes are calculated using rounded figures and can sometimes look extreme due to small sample size.

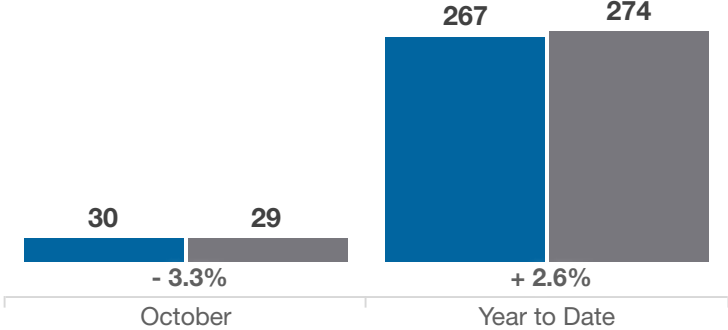
Closed Sales

■ 2023 ■ 2024



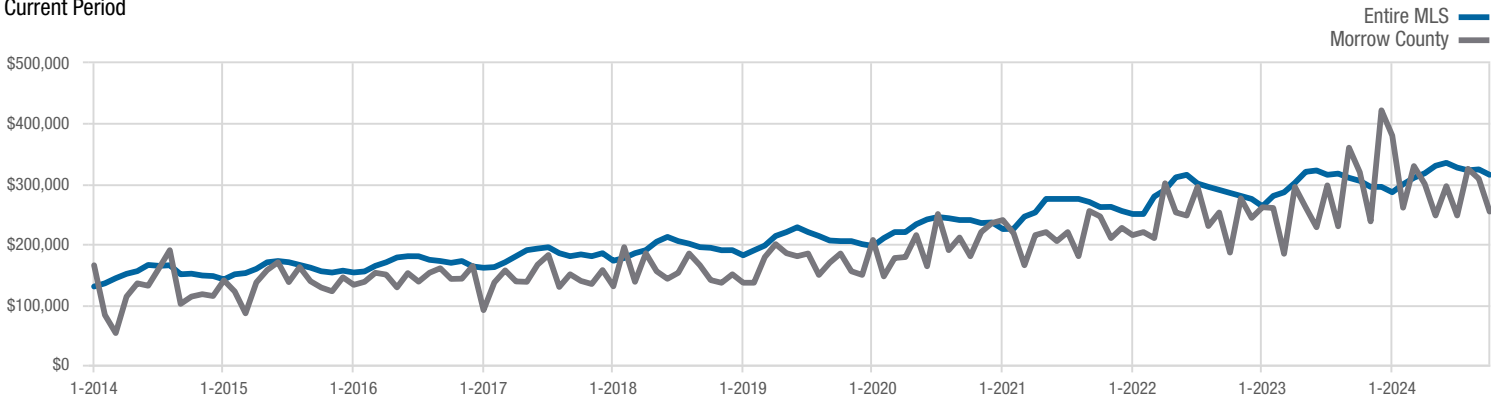
In Contracts

■ 2023 ■ 2024



Median Sales Price

Current Period



Each data point represents the median sales price in a given month.

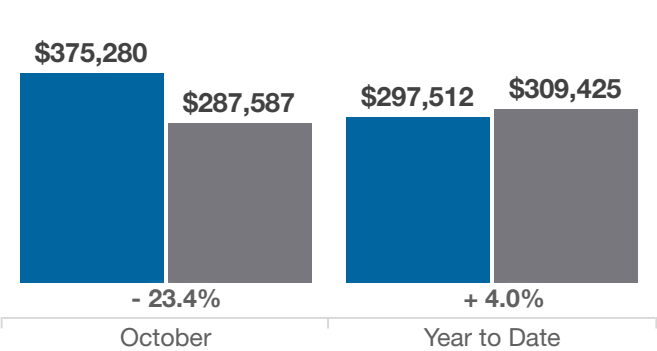
Local Market Update – October 2024

A RESEARCH TOOL PROVIDED BY THE COLUMBUS REALTORS®
BASED ON RESIDENTIAL LISTING DATA ONLY

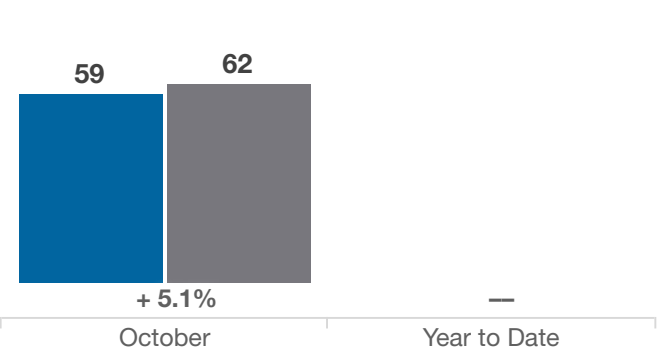


Morrow County

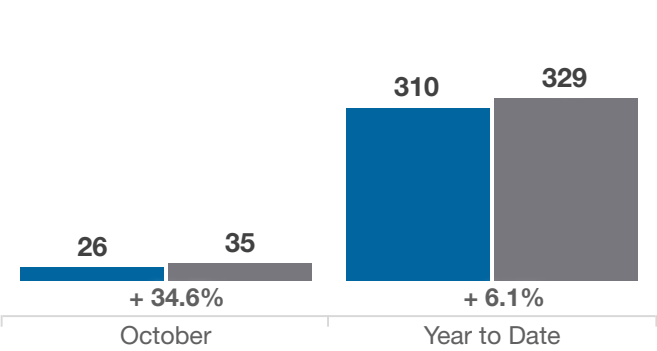
Average Sales Price



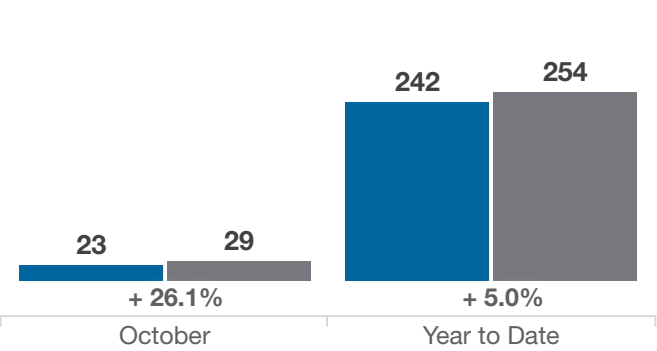
Inventory of Homes for Sale



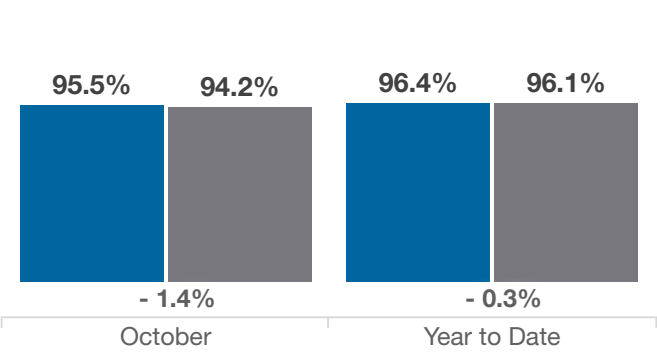
New Listings



Single Family Sales



Pct. Of Orig. List Price Received



Condo Sales

