

Local Market Update – October 2024

A RESEARCH TOOL PROVIDED BY THE COLUMBUS REALTORS®
BASED ON RESIDENTIAL LISTING DATA ONLY



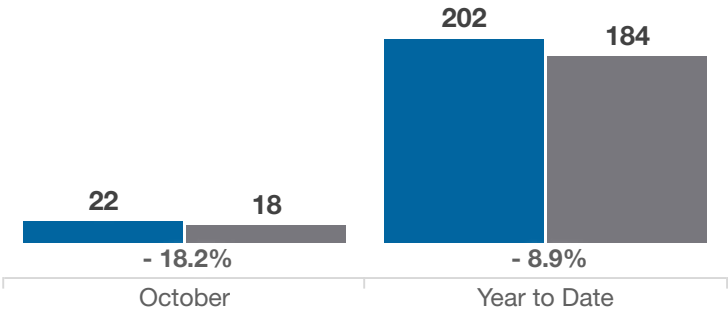
Perry County

Key Metrics	October			Year to Date		
	2023	2024	% Change	Thru 10-2023	Thru 10-2024	% Change
Closed Sales	22	18	- 18.2%	202	184	- 8.9%
In Contracts	20	26	+ 30.0%	203	204	+ 0.5%
Average Sales Price*	\$254,707	\$204,372	- 19.8%	\$295,974	\$278,022	- 6.1%
Median Sales Price*	\$187,400	\$182,500	- 2.6%	\$237,500	\$231,500	- 2.5%
Average Price Per Square Foot*	\$180.27	\$146.82	- 18.6%	\$182.63	\$171.68	- 6.0%
Percent of Original List Price Received*	95.7%	93.2%	- 2.6%	95.4%	94.8%	- 0.6%
Percent of Last List Price Received*	97.6%	97.6%	0.0%	98.2%	98.1%	- 0.1%
Days on Market Until Sale	18	45	+ 150.0%	29	45	+ 55.2%
New Listings	31	23	- 25.8%	249	267	+ 7.2%
Median List Price of New Listings	\$189,900	\$265,000	+ 39.5%	\$235,749	\$264,900	+ 12.4%
Median List Price at Time of Sale	\$187,400	\$189,950	+ 1.4%	\$239,900	\$230,000	- 4.1%
Inventory of Homes for Sale	42	52	+ 23.8%	—	—	—
Months Supply of Inventory	2.1	2.9	+ 38.1%	—	—	—

* Does not account for sale concessions and/or downpayment assistance. | Percent changes are calculated using rounded figures and can sometimes look extreme due to small sample size.

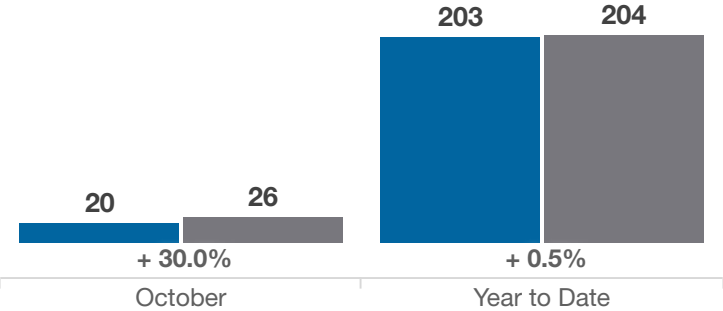
Closed Sales

■ 2023 ■ 2024



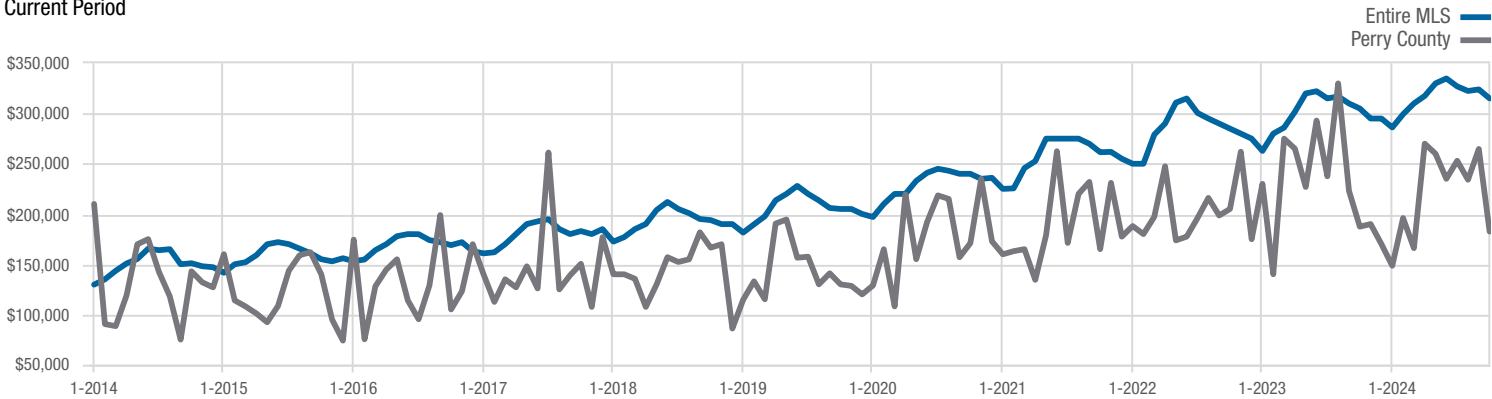
In Contracts

■ 2023 ■ 2024



Median Sales Price

Current Period



Each data point represents the median sales price in a given month.

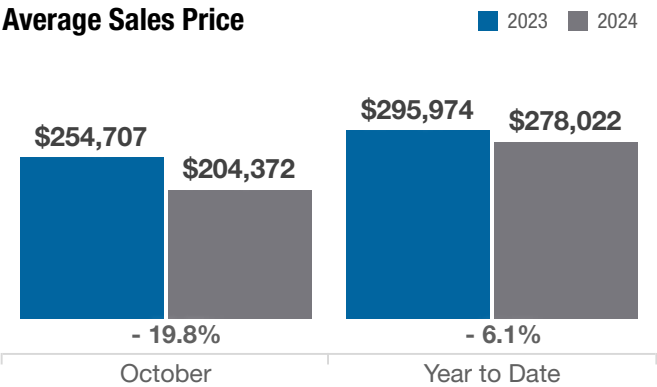
Local Market Update – October 2024

A RESEARCH TOOL PROVIDED BY THE COLUMBUS REALTORS®
BASED ON RESIDENTIAL LISTING DATA ONLY

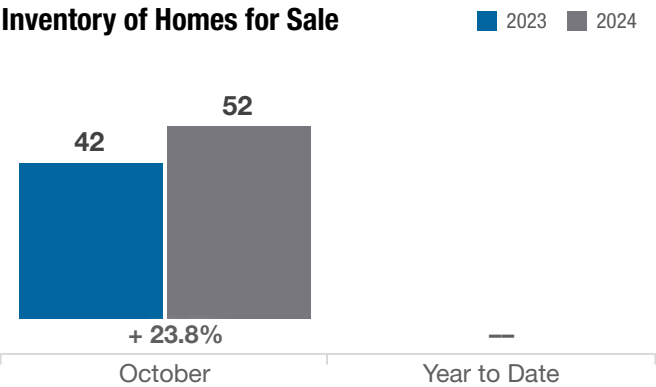


Perry County

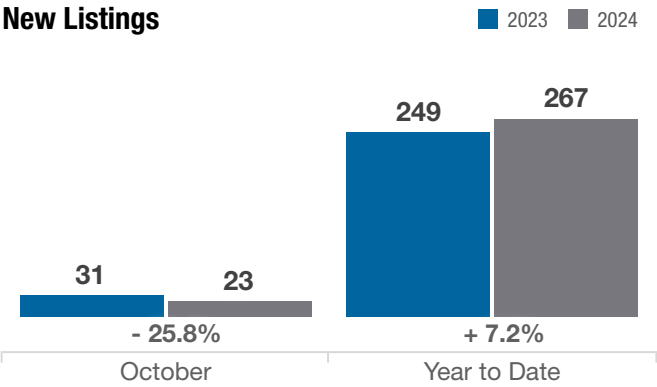
Average Sales Price



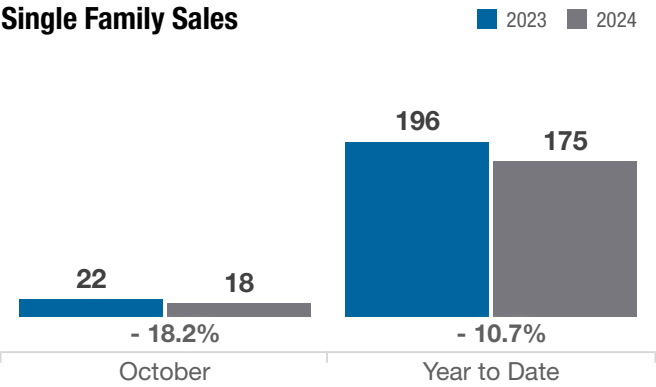
Inventory of Homes for Sale



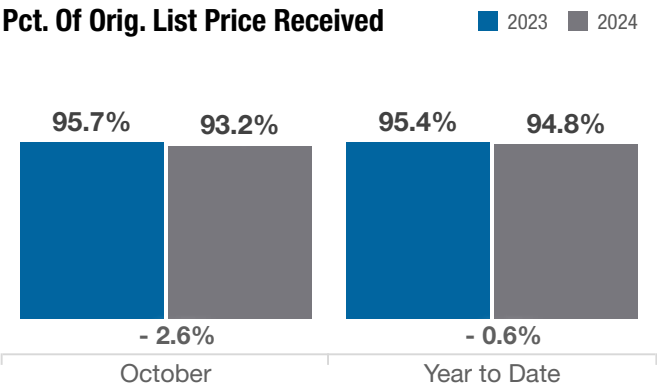
New Listings



Single Family Sales



Pct. Of Orig. List Price Received



Condo Sales

