

Local Market Update – October 2024

A RESEARCH TOOL PROVIDED BY THE COLUMBUS REALTORS®
BASED ON RESIDENTIAL LISTING DATA ONLY



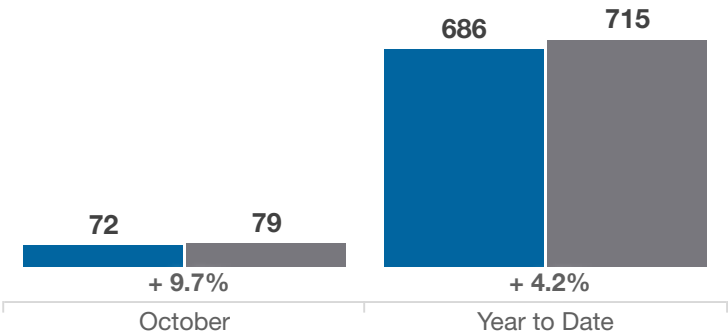
Union County

Key Metrics	October			Year to Date		
	2023	2024	% Change	Thru 10-2023	Thru 10-2024	% Change
Closed Sales	72	79	+ 9.7%	686	715	+ 4.2%
In Contracts	79	109	+ 38.0%	719	809	+ 12.5%
Average Sales Price*	\$492,365	\$488,555	- 0.8%	\$469,733	\$497,700	+ 6.0%
Median Sales Price*	\$405,000	\$400,000	- 1.2%	\$410,000	\$430,000	+ 4.9%
Average Price Per Square Foot*	\$207.16	\$213.45	+ 3.0%	\$201.83	\$207.32	+ 2.7%
Percent of Original List Price Received*	98.4%	97.4%	- 1.0%	99.5%	99.0%	- 0.5%
Percent of Last List Price Received*	99.8%	99.1%	- 0.7%	100.5%	100.1%	- 0.4%
Days on Market Until Sale	28	29	+ 3.6%	27	35	+ 29.6%
New Listings	77	97	+ 26.0%	823	929	+ 12.9%
Median List Price of New Listings	\$420,000	\$458,990	+ 9.3%	\$424,900	\$459,300	+ 8.1%
Median List Price at Time of Sale	\$407,450	\$410,000	+ 0.6%	\$409,900	\$429,900	+ 4.9%
Inventory of Homes for Sale	112	160	+ 42.9%	—	—	—
Months Supply of Inventory	1.7	2.1	+ 23.5%	—	—	—

* Does not account for sale concessions and/or downpayment assistance. | Percent changes are calculated using rounded figures and can sometimes look extreme due to small sample size.

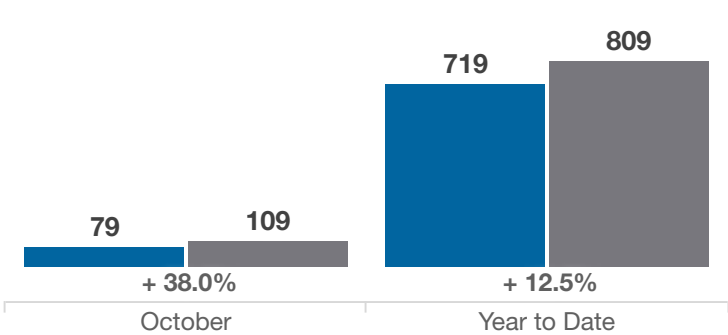
Closed Sales

■ 2023 ■ 2024



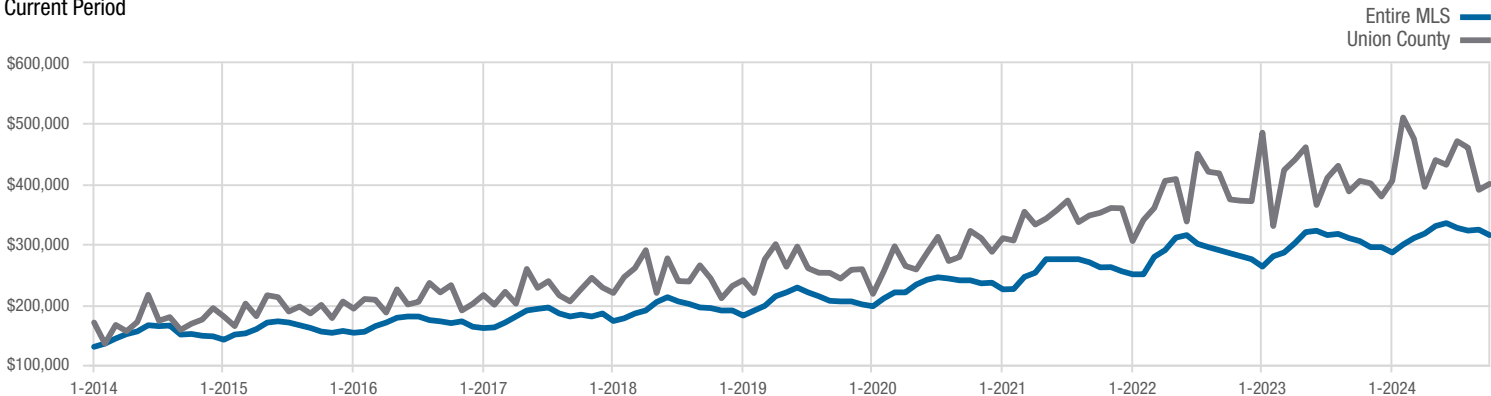
In Contracts

■ 2023 ■ 2024



Median Sales Price

Current Period



Each data point represents the median sales price in a given month.

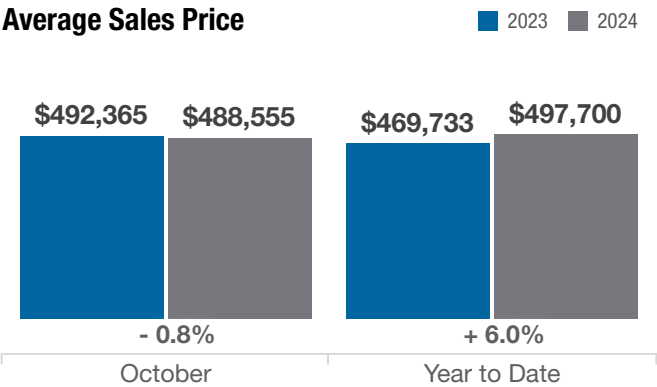
Local Market Update – October 2024

A RESEARCH TOOL PROVIDED BY THE COLUMBUS REALTORS®
BASED ON RESIDENTIAL LISTING DATA ONLY

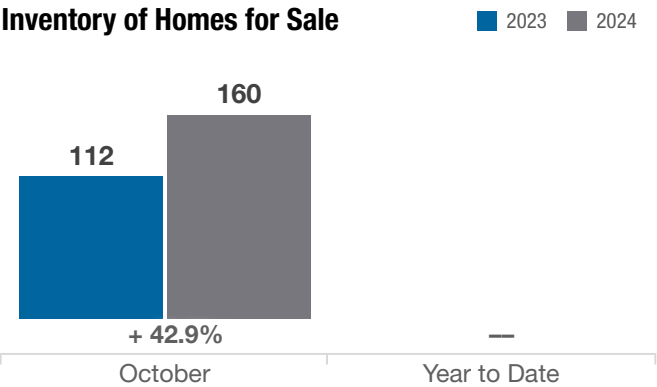


Union County

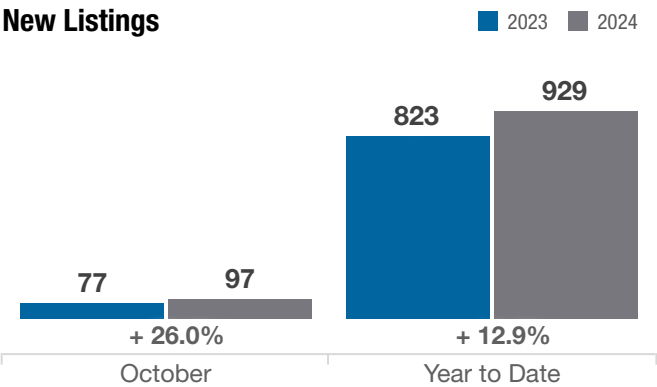
Average Sales Price



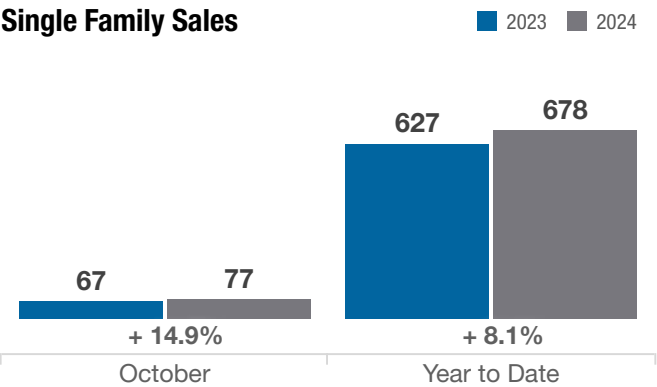
Inventory of Homes for Sale



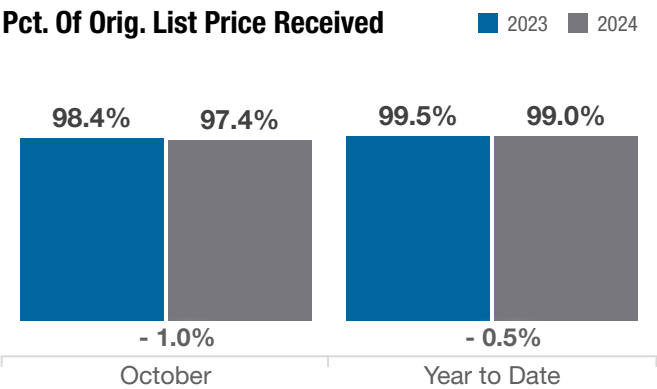
New Listings



Single Family Sales



Pct. Of Orig. List Price Received



Condo Sales

