

# Local Market Update – October 2024

A RESEARCH TOOL PROVIDED BY THE COLUMBUS REALTORS®  
BASED ON RESIDENTIAL LISTING DATA ONLY



## Whitehall (Corp.)

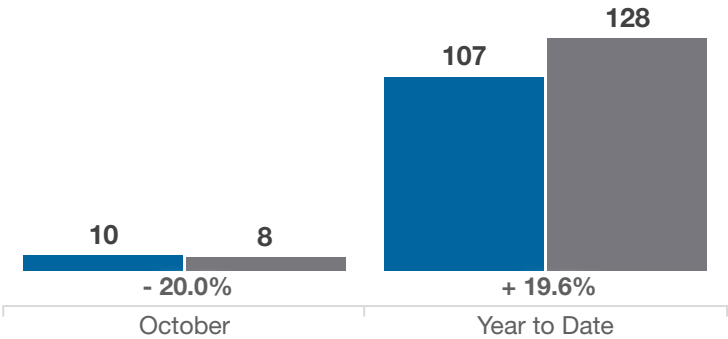
Franklin County

Key Metrics	October			Year to Date		
	2023	2024	% Change	Thru 10-2023	Thru 10-2024	% Change
Closed Sales	10	8	- 20.0%	107	128	+ 19.6%
In Contracts	11	11	0.0%	110	130	+ 18.2%
Average Sales Price*	\$198,900	\$198,050	- 0.4%	\$188,484	\$202,949	+ 7.7%
Median Sales Price*	\$202,500	\$198,750	- 1.9%	\$185,000	\$200,000	+ 8.1%
Average Price Per Square Foot*	\$164.67	\$166.63	+ 1.2%	\$159.09	\$168.00	+ 5.6%
Percent of Original List Price Received*	100.8%	94.5%	- 6.3%	99.7%	97.6%	- 2.1%
Percent of Last List Price Received*	101.6%	97.1%	- 4.4%	100.9%	99.3%	- 1.6%
Days on Market Until Sale	8	10	+ 25.0%	16	19	+ 18.8%
New Listings	10	13	+ 30.0%	115	150	+ 30.4%
Median List Price of New Listings	\$228,000	\$199,900	- 12.3%	\$190,000	\$209,900	+ 10.5%
Median List Price at Time of Sale	\$194,950	\$197,500	+ 1.3%	\$180,000	\$209,000	+ 16.1%
Inventory of Homes for Sale	8	15	+ 87.5%	—	—	—
Months Supply of Inventory	0.8	1.2	+ 50.0%	—	—	—

\* Does not account for sale concessions and/or downpayment assistance. | Percent changes are calculated using rounded figures and can sometimes look extreme due to small sample size.

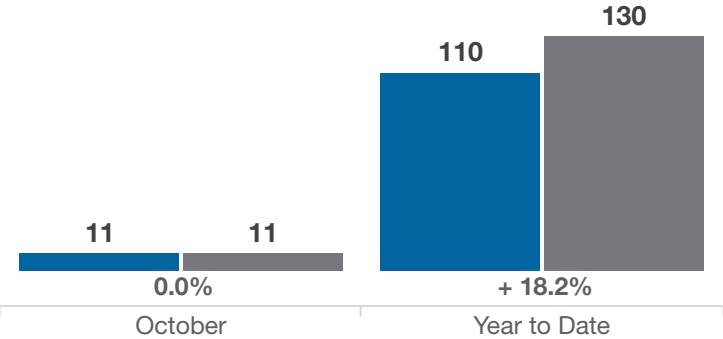
### Closed Sales

■ 2023 ■ 2024



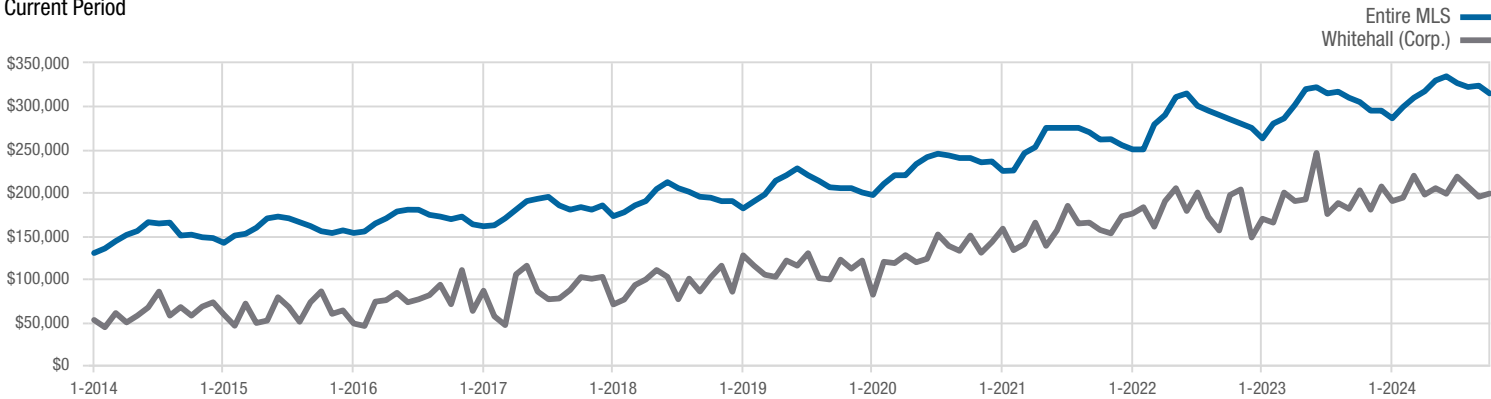
### In Contracts

■ 2023 ■ 2024



### Median Sales Price

Current Period



Each data point represents the median sales price in a given month.

# Local Market Update – October 2024

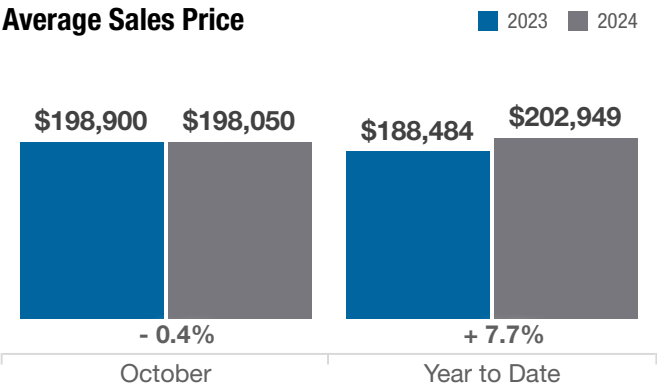
A RESEARCH TOOL PROVIDED BY THE COLUMBUS REALTORS®  
BASED ON RESIDENTIAL LISTING DATA ONLY



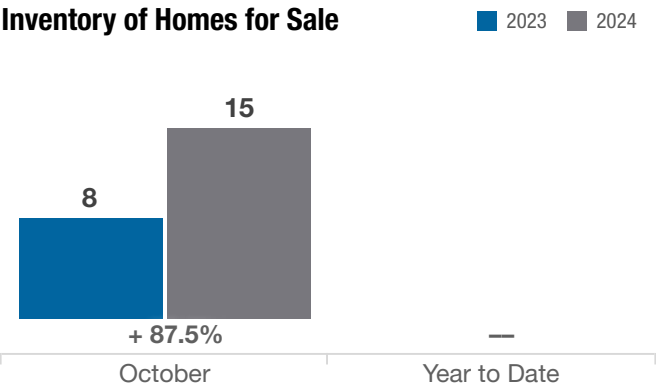
## Whitehall (Corp.)

Franklin County

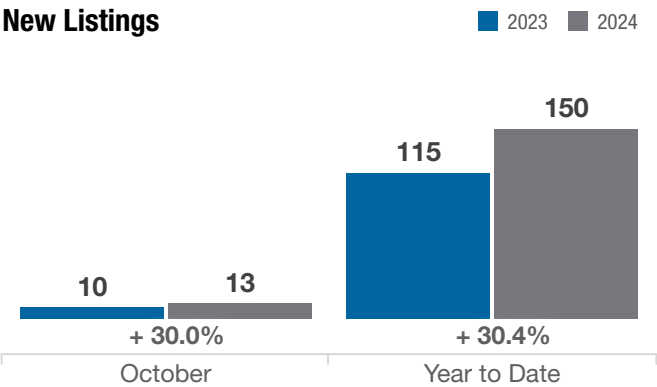
Average Sales Price



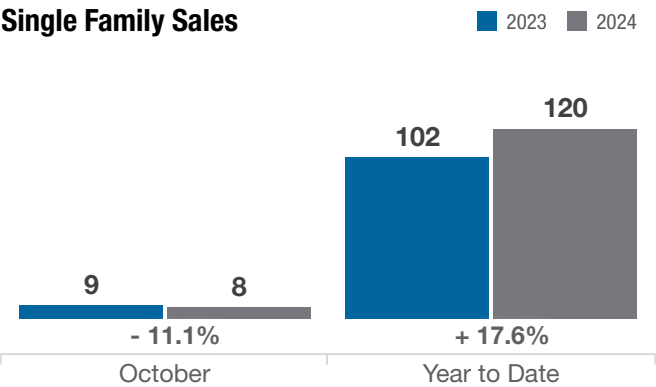
Inventory of Homes for Sale



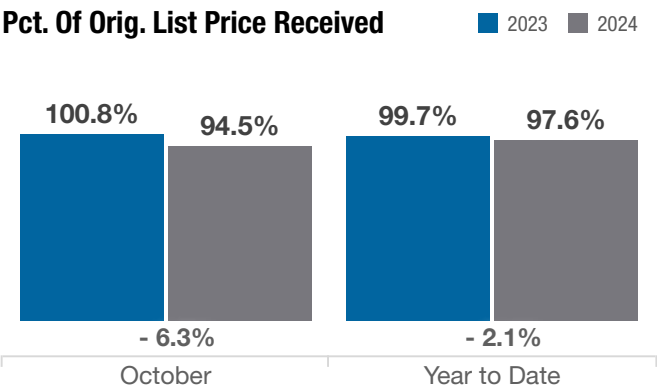
New Listings



Single Family Sales



Pct. Of Orig. List Price Received



Condo Sales

