

Local Market Update – October 2024

A RESEARCH TOOL PROVIDED BY THE COLUMBUS REALTORS®
BASED ON RESIDENTIAL LISTING DATA ONLY



Worthington City School District

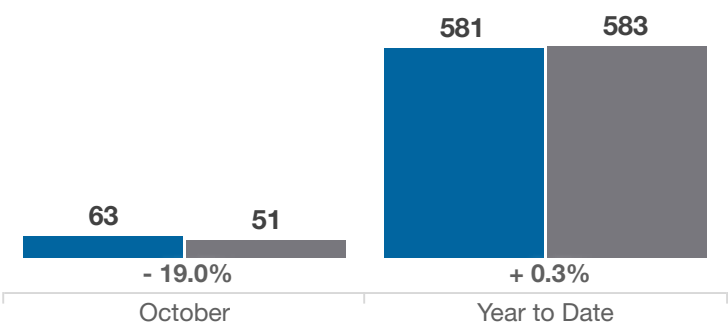
Franklin County

Key Metrics	October			Year to Date		
	2023	2024	% Change	Thru 10-2023	Thru 10-2024	% Change
Closed Sales	63	51	- 19.0%	581	583	+ 0.3%
In Contracts	62	63	+ 1.6%	611	603	- 1.3%
Average Sales Price*	\$407,924	\$432,733	+ 6.1%	\$392,946	\$427,286	+ 8.7%
Median Sales Price*	\$367,000	\$425,000	+ 15.8%	\$367,000	\$400,000	+ 9.0%
Average Price Per Square Foot*	\$229.83	\$239.99	+ 4.4%	\$226.21	\$240.32	+ 6.2%
Percent of Original List Price Received*	100.1%	97.8%	- 2.3%	101.9%	100.6%	- 1.3%
Percent of Last List Price Received*	101.3%	99.8%	- 1.5%	102.7%	101.5%	- 1.2%
Days on Market Until Sale	14	28	+ 100.0%	13	15	+ 15.4%
New Listings	68	60	- 11.8%	663	662	- 0.2%
Median List Price of New Listings	\$367,150	\$404,950	+ 10.3%	\$369,900	\$389,944	+ 5.4%
Median List Price at Time of Sale	\$375,000	\$434,900	+ 16.0%	\$359,000	\$399,000	+ 11.1%
Inventory of Homes for Sale	54	50	- 7.4%	—	—	—
Months Supply of Inventory	0.9	0.9	0.0%	—	—	—

* Does not account for sale concessions and/or downpayment assistance. | Percent changes are calculated using rounded figures and can sometimes look extreme due to small sample size.

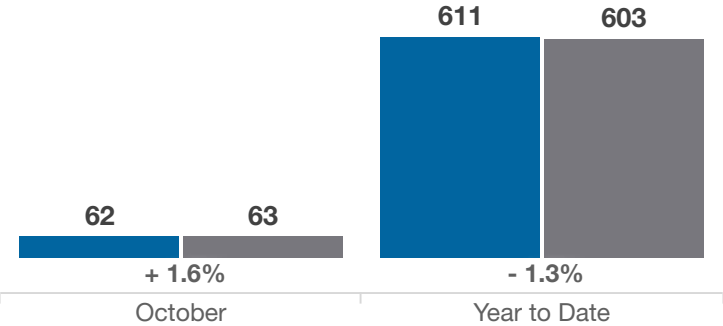
Closed Sales

■ 2023 ■ 2024



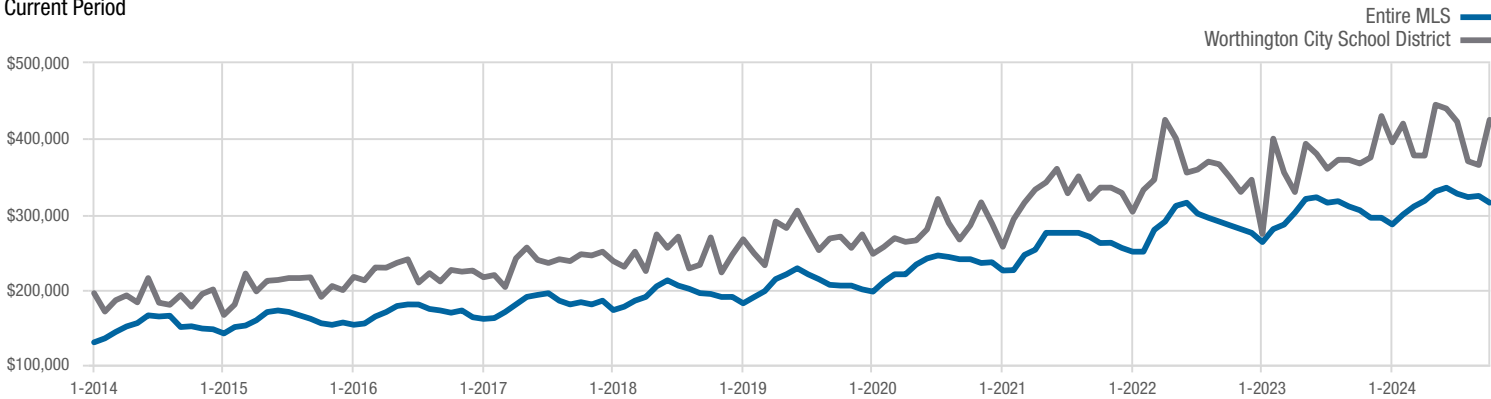
In Contracts

■ 2023 ■ 2024



Median Sales Price

Current Period



Each data point represents the median sales price in a given month.

Local Market Update – October 2024

A RESEARCH TOOL PROVIDED BY THE COLUMBUS REALTORS®
BASED ON RESIDENTIAL LISTING DATA ONLY



Worthington City School District

Franklin County

