

# Local Market Update – November 2024

A RESEARCH TOOL PROVIDED BY THE COLUMBUS REALTORS®  
BASED ON RESIDENTIAL LISTING DATA ONLY



## German Village

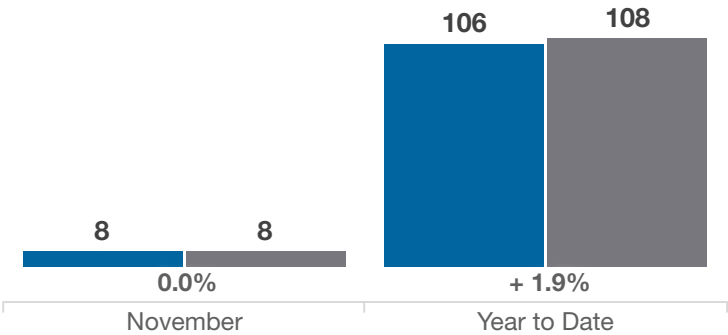
Franklin County (43206 and German Village subdivision)

Key Metrics	November			Year to Date		
	2023	2024	% Change	Thru 11-2023	Thru 11-2024	% Change
Closed Sales	8	8	0.0%	106	108	+ 1.9%
In Contracts	9	6	- 33.3%	115	107	- 7.0%
Average Sales Price*	\$531,550	\$502,363	- 5.5%	\$589,554	\$668,403	+ 13.4%
Median Sales Price*	\$507,450	\$437,450	- 13.8%	\$518,750	\$585,000	+ 12.8%
Average Price Per Square Foot*	\$344.17	\$361.64	+ 5.1%	\$342.49	\$373.31	+ 9.0%
Percent of Original List Price Received*	99.2%	100.9%	+ 1.7%	99.1%	97.5%	- 1.6%
Percent of Last List Price Received*	100.3%	102.2%	+ 1.9%	100.6%	99.5%	- 1.1%
Days on Market Until Sale	29	41	+ 41.4%	21	38	+ 81.0%
New Listings	5	12	+ 140.0%	149	143	- 4.0%
Median List Price of New Listings	\$685,000	\$740,750	+ 8.1%	\$549,000	\$625,000	+ 13.8%
Median List Price at Time of Sale	\$499,950	\$399,950	- 20.0%	\$499,900	\$599,950	+ 20.0%
Inventory of Homes for Sale	20	27	+ 35.0%	—	—	—
Months Supply of Inventory	2.0	2.8	+ 40.0%	—	—	—

\* Does not account for sale concessions and/or downpayment assistance. | Percent changes are calculated using rounded figures and can sometimes look extreme due to small sample size.

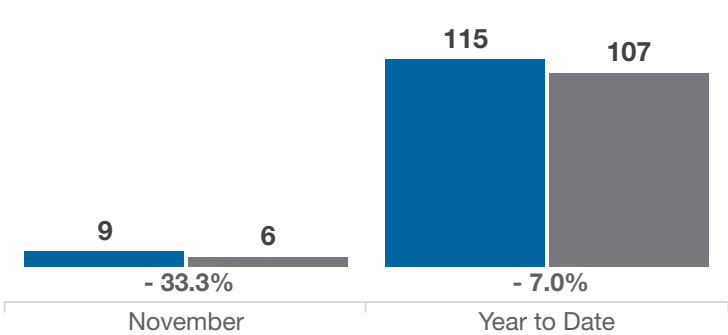
### Closed Sales

■ 2023 ■ 2024



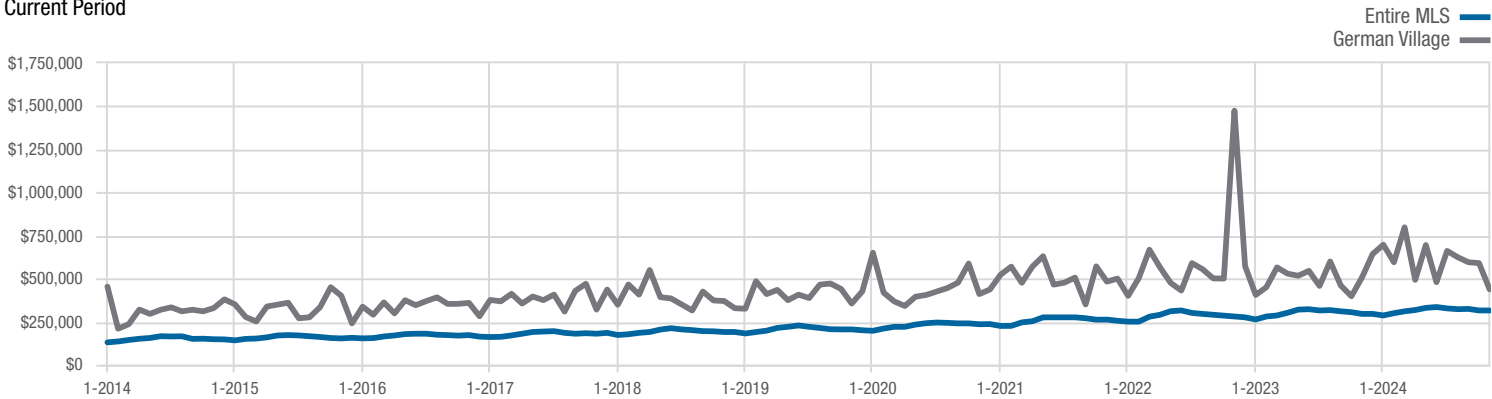
### In Contracts

■ 2023 ■ 2024



### Median Sales Price

Current Period



Each data point represents the median sales price in a given month.

# Local Market Update – November 2024

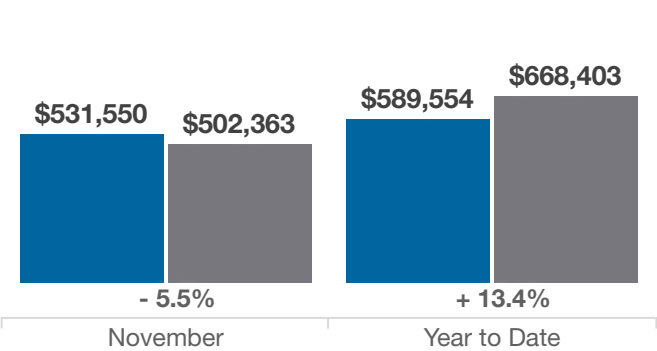
A RESEARCH TOOL PROVIDED BY THE COLUMBUS REALTORS®  
BASED ON RESIDENTIAL LISTING DATA ONLY



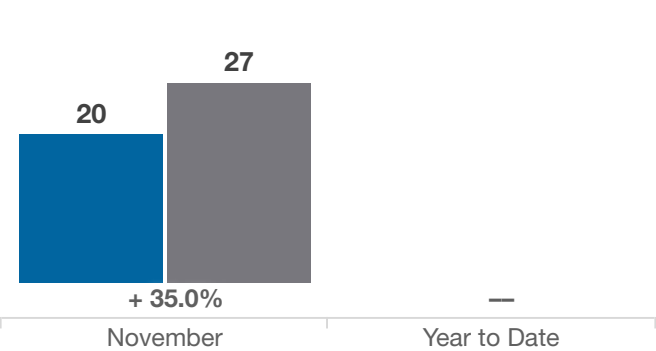
## German Village

Franklin County (43206 and German Village subdivision)

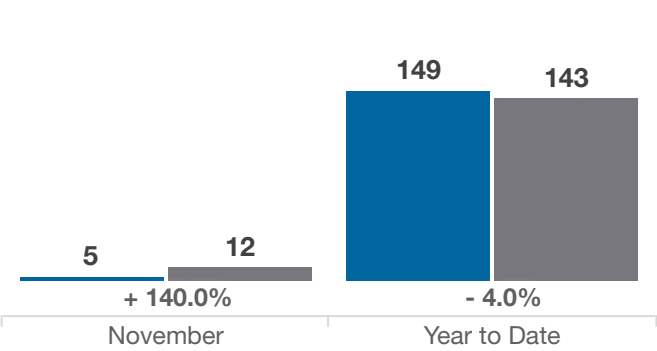
Average Sales Price



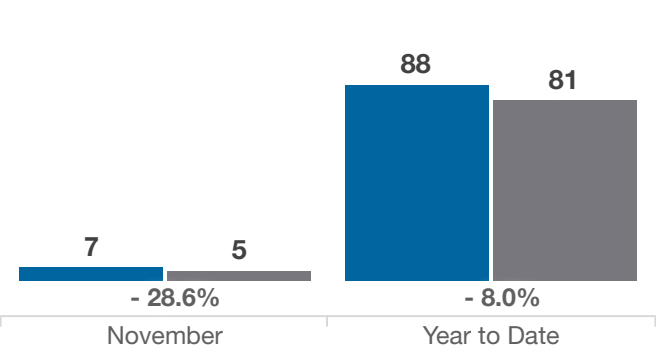
Inventory of Homes for Sale



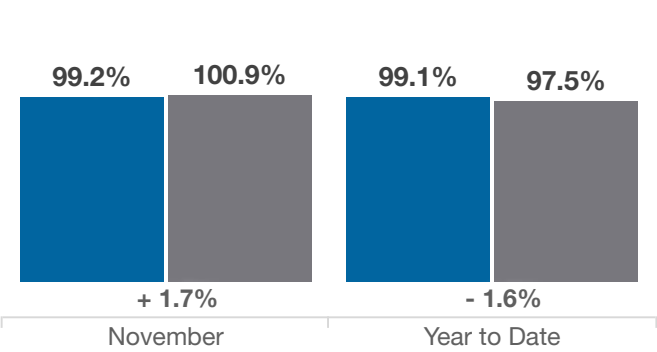
New Listings



Single Family Sales



Pct. Of Orig. List Price Received



Condo Sales

