

# Local Market Update – November 2024

A RESEARCH TOOL PROVIDED BY THE COLUMBUS REALTORS®  
BASED ON RESIDENTIAL LISTING DATA ONLY



## Hilliard City School District

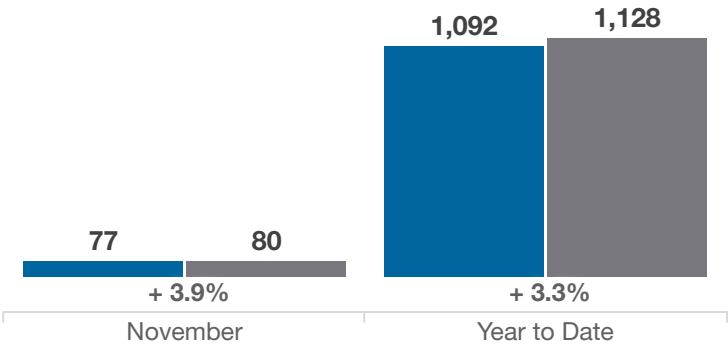
Franklin County

| Key Metrics                              | November  |           |          | Year to Date |              |          |
|--|-----------|-----------|----------|--------------|--------------|----------|
|  | 2023      | 2024      | % Change | Thru 11-2023 | Thru 11-2024 | % Change |
| Closed Sales                             | 77        | 80        | + 3.9%   | 1,092        | 1,128        | + 3.3%   |
| In Contracts                             | 87        | 88        | + 1.1%   | 1,105        | 1,159        | + 4.9%   |
| Average Sales Price*                     | \$417,646 | \$422,376 | + 1.1%   | \$412,217    | \$423,949    | + 2.8%   |
| Median Sales Price*                      | \$351,000 | \$375,000 | + 6.8%   | \$379,000    | \$379,000    | 0.0%     |
| Average Price Per Square Foot*           | \$222.89  | \$227.16  | + 1.9%   | \$220.14     | \$230.45     | + 4.7%   |
| Percent of Original List Price Received* | 99.7%     | 99.1%     | - 0.6%   | 102.1%       | 100.5%       | - 1.6%   |
| Percent of Last List Price Received*     | 100.4%    | 100.6%    | + 0.2%   | 102.6%       | 101.2%       | - 1.4%   |
| Days on Market Until Sale                | 16        | 26        | + 62.5%  | 16           | 22           | + 37.5%  |
| New Listings                             | 76        | 65        | - 14.5%  | 1,214        | 1,255        | + 3.4%   |
| Median List Price of New Listings        | \$371,000 | \$386,500 | + 4.2%   | \$369,900    | \$374,900    | + 1.4%   |
| Median List Price at Time of Sale        | \$359,000 | \$383,500 | + 6.8%   | \$369,000    | \$375,000    | + 1.6%   |
| Inventory of Homes for Sale              | 114       | 99        | - 13.2%  | —            | —            | —        |
| Months Supply of Inventory               | 1.2       | 1.0       | - 16.7%  | —            | —            | —        |

\* Does not account for sale concessions and/or downpayment assistance. | Percent changes are calculated using rounded figures and can sometimes look extreme due to small sample size.

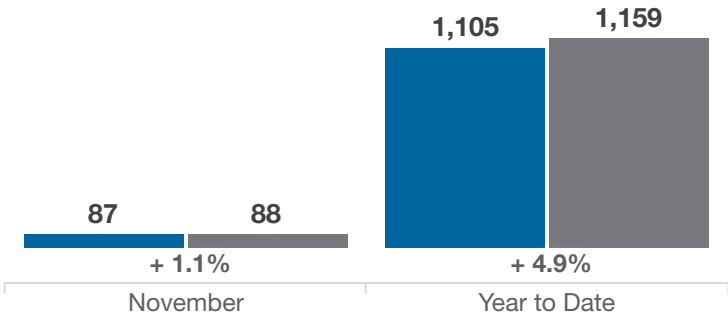
### Closed Sales

■ 2023 ■ 2024



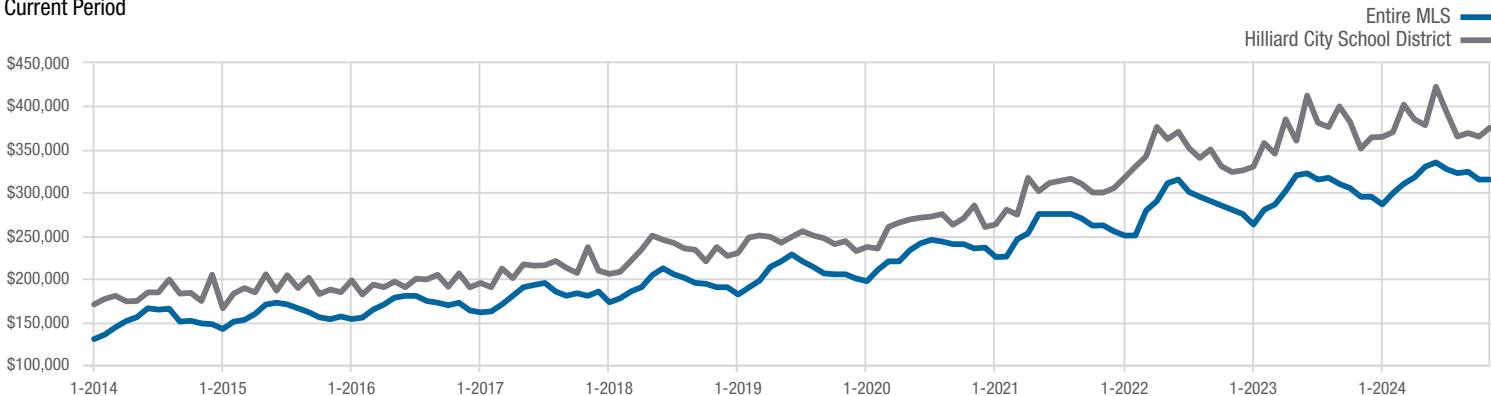
### In Contracts

■ 2023 ■ 2024



### Median Sales Price

Current Period



Each data point represents the median sales price in a given month.

# Local Market Update – November 2024

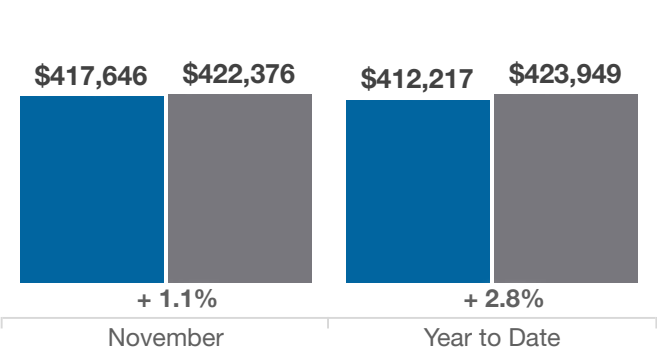
A RESEARCH TOOL PROVIDED BY THE COLUMBUS REALTORS®  
BASED ON RESIDENTIAL LISTING DATA ONLY



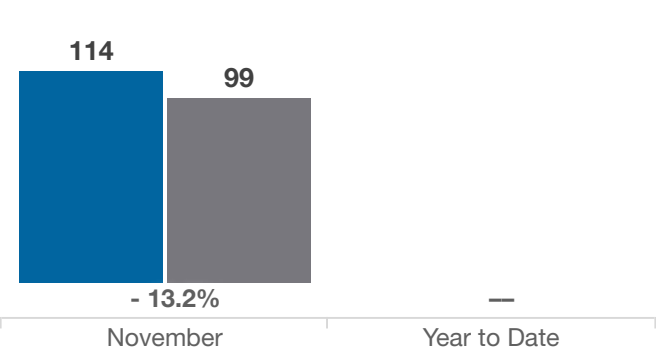
## Hilliard City School District

Franklin County

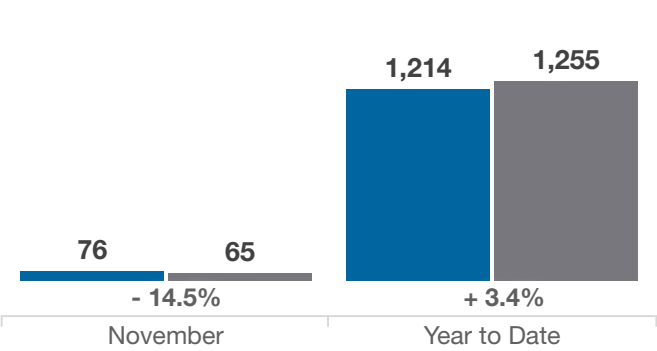
Average Sales Price



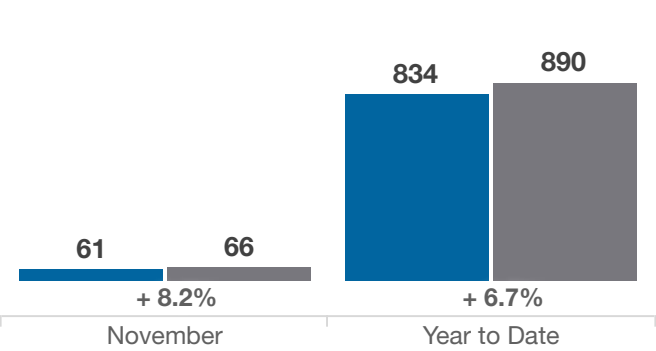
Inventory of Homes for Sale



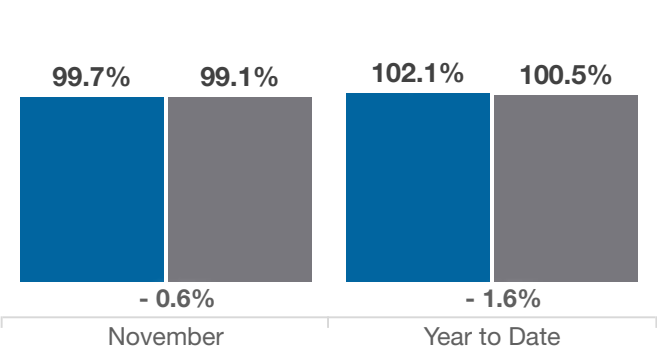
New Listings



Single Family Sales



Pct. Of Orig. List Price Received



Condo Sales

