

Local Market Update – November 2024

A RESEARCH TOOL PROVIDED BY THE COLUMBUS REALTORS®
BASED ON RESIDENTIAL LISTING DATA ONLY



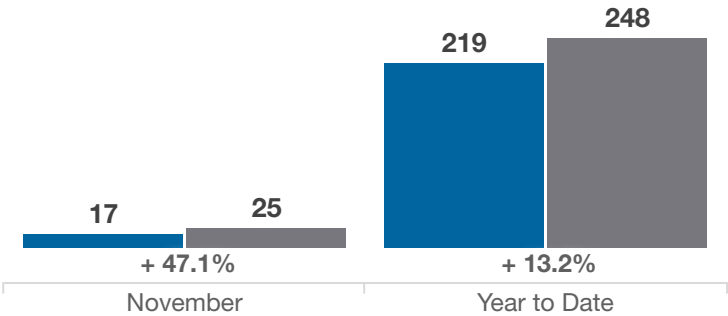
Logan County

Key Metrics	November			Year to Date		
	2023	2024	% Change	Thru 11-2023	Thru 11-2024	% Change
Closed Sales	17	25	+ 47.1%	219	248	+ 13.2%
In Contracts	25	27	+ 8.0%	234	254	+ 8.5%
Average Sales Price*	\$270,294	\$330,412	+ 22.2%	\$273,009	\$299,464	+ 9.7%
Median Sales Price*	\$200,000	\$215,000	+ 7.5%	\$240,000	\$250,000	+ 4.2%
Average Price Per Square Foot*	\$173.25	\$211.58	+ 22.1%	\$172.76	\$188.80	+ 9.3%
Percent of Original List Price Received*	95.3%	96.8%	+ 1.6%	95.9%	96.4%	+ 0.5%
Percent of Last List Price Received*	97.6%	98.5%	+ 0.9%	98.0%	98.2%	+ 0.2%
Days on Market Until Sale	39	22	- 43.6%	36	35	- 2.8%
New Listings	23	29	+ 26.1%	284	354	+ 24.6%
Median List Price of New Listings	\$249,900	\$279,900	+ 12.0%	\$246,450	\$259,900	+ 5.5%
Median List Price at Time of Sale	\$193,500	\$225,000	+ 16.3%	\$239,900	\$250,000	+ 4.2%
Inventory of Homes for Sale	43	66	+ 53.5%	—	—	—
Months Supply of Inventory	2.1	2.9	+ 38.1%	—	—	—

* Does not account for sale concessions and/or downpayment assistance. | Percent changes are calculated using rounded figures and can sometimes look extreme due to small sample size.

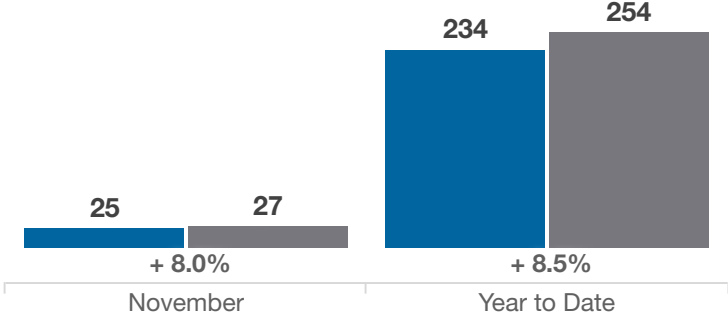
Closed Sales

■ 2023 ■ 2024



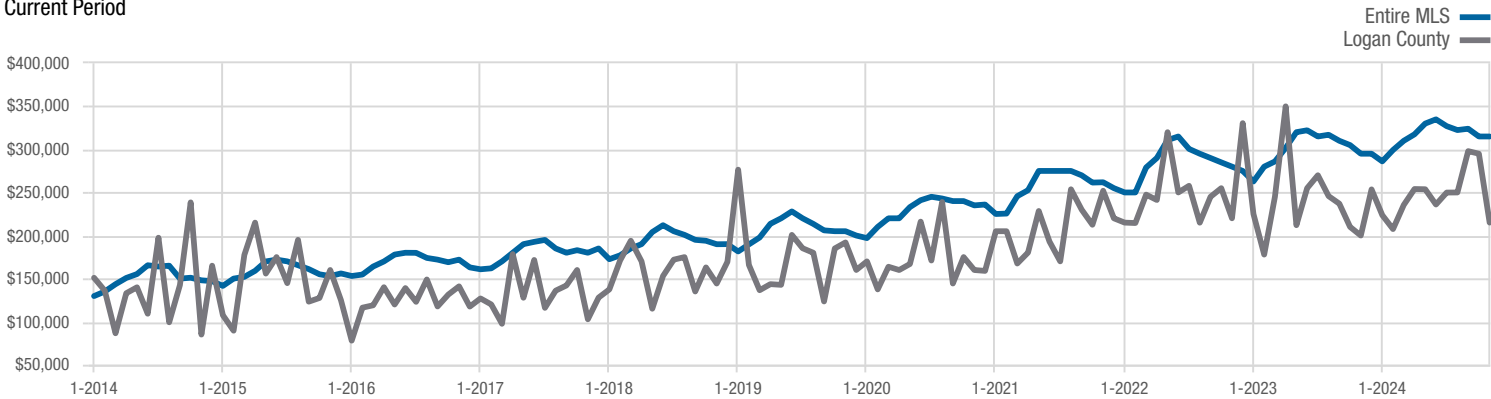
In Contracts

■ 2023 ■ 2024



Median Sales Price

Current Period



Each data point represents the median sales price in a given month.

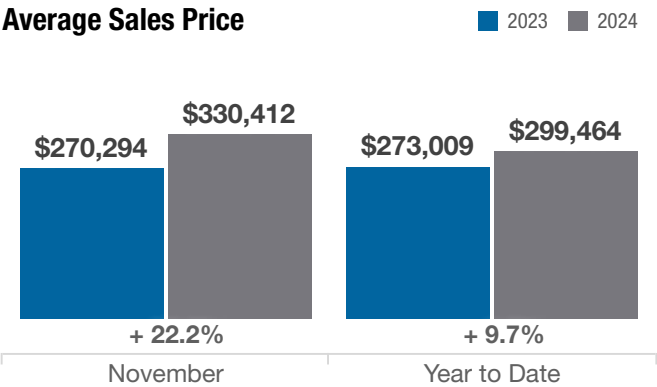
Local Market Update – November 2024

A RESEARCH TOOL PROVIDED BY THE COLUMBUS REALTORS®
BASED ON RESIDENTIAL LISTING DATA ONLY

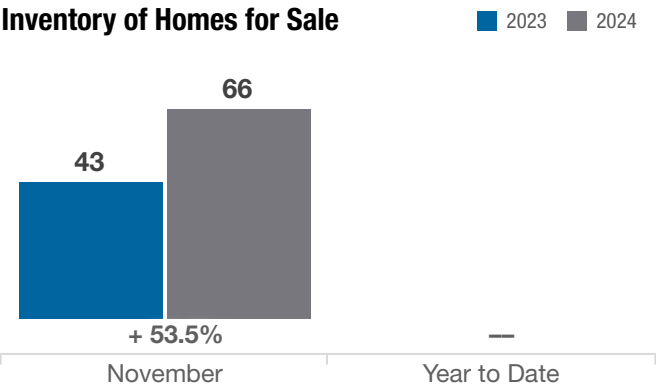


Logan County

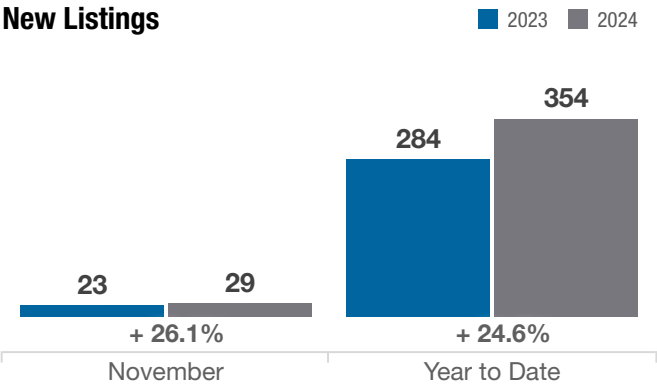
Average Sales Price



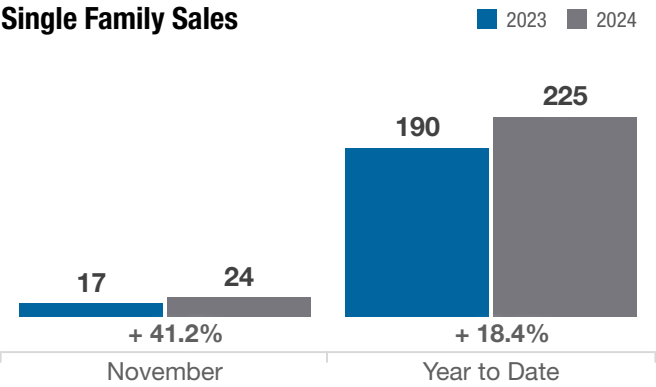
Inventory of Homes for Sale



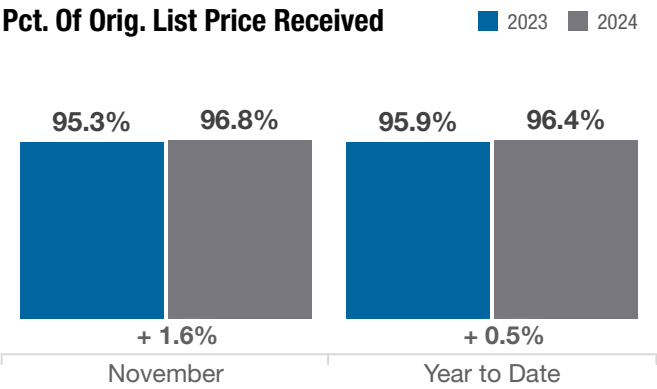
New Listings



Single Family Sales



Pct. Of Orig. List Price Received



Condo Sales

