

Local Market Update – November 2024

A RESEARCH TOOL PROVIDED BY THE COLUMBUS REALTORS®
BASED ON RESIDENTIAL LISTING DATA ONLY



Madison Plains Local School District

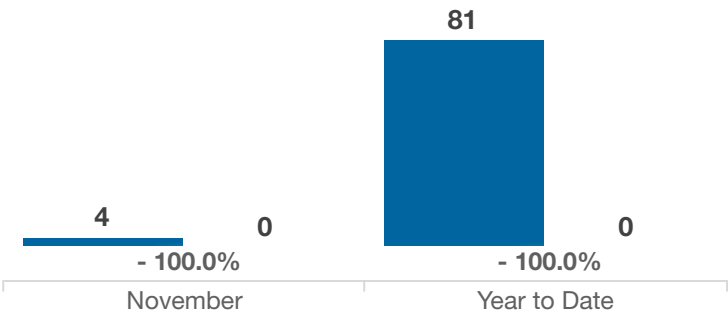
Madison County

Key Metrics	November			Year to Date		
	2023	2024	% Change	Thru 11-2023	Thru 11-2024	% Change
Closed Sales	4	0	- 100.0%	81	0	- 100.0%
In Contracts	5	0	- 100.0%	82	0	- 100.0%
Average Sales Price*	\$168,333	—	—	\$293,661	—	—
Median Sales Price*	\$155,000	—	—	\$267,950	—	—
Average Price Per Square Foot*	\$193.26	—	—	\$315.27	—	—
Percent of Original List Price Received*	166.1%	—	—	190.1%	—	—
Percent of Last List Price Received*	186.9%	—	—	197.7%	—	—
Days on Market Until Sale	89	—	—	78	—	—
New Listings	16	0	- 100.0%	176	0	- 100.0%
Median List Price of New Listings	\$589,800	—	—	\$509,800	—	—
Median List Price at Time of Sale	\$300,000	—	—	\$519,800	—	—
Inventory of Homes for Sale	32	0	- 100.0%	—	—	—
Months Supply of Inventory	4.5	—	—	—	—	—

* Does not account for sale concessions and/or downpayment assistance. | Percent changes are calculated using rounded figures and can sometimes look extreme due to small sample size.

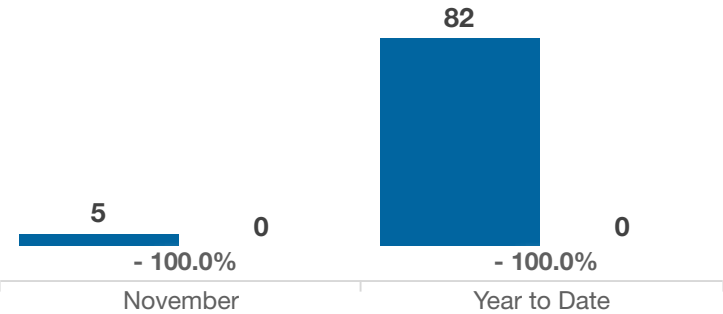
Closed Sales

■ 2023 ■ 2024



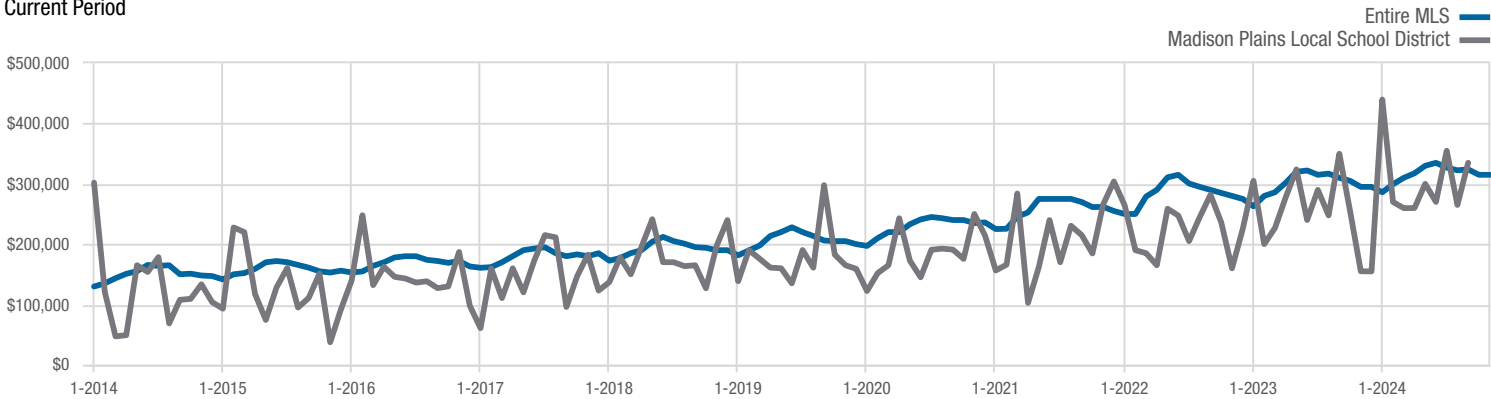
In Contracts

■ 2023 ■ 2024



Median Sales Price

Current Period



Each data point represents the median sales price in a given month.

Local Market Update – November 2024

A RESEARCH TOOL PROVIDED BY THE COLUMBUS REALTORS®
BASED ON RESIDENTIAL LISTING DATA ONLY



Madison Plains Local School District

Madison County

