

Local Market Update – November 2024

A RESEARCH TOOL PROVIDED BY THE COLUMBUS REALTORS®
BASED ON RESIDENTIAL LISTING DATA ONLY



Upper Arlington City School District

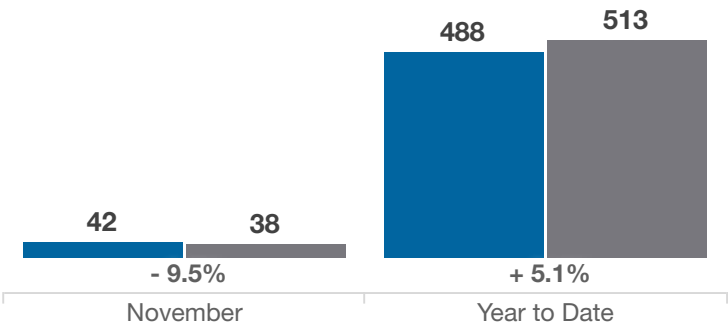
Franklin County

| Key Metrics | November | | | Year to Date | | |
|--|-----------|-----------|----------|--------------|--------------|----------|
| | 2023 | 2024 | % Change | Thru 11-2023 | Thru 11-2024 | % Change |
| Closed Sales | 42 | 38 | - 9.5% | 488 | 513 | + 5.1% |
| In Contracts | 36 | 47 | + 30.6% | 505 | 531 | + 5.1% |
| Average Sales Price* | \$540,992 | \$679,855 | + 25.7% | \$653,025 | \$672,140 | + 2.9% |
| Median Sales Price* | \$449,400 | \$600,000 | + 33.5% | \$557,278 | \$577,000 | + 3.5% |
| Average Price Per Square Foot* | \$279.92 | \$327.52 | + 17.0% | \$307.43 | \$316.03 | + 2.8% |
| Percent of Original List Price Received* | 99.0% | 97.7% | - 1.3% | 100.3% | 98.8% | - 1.5% |
| Percent of Last List Price Received* | 100.8% | 99.1% | - 1.7% | 101.4% | 100.2% | - 1.2% |
| Days on Market Until Sale | 24 | 18 | - 25.0% | 18 | 21 | + 16.7% |
| New Listings | 24 | 34 | + 41.7% | 568 | 593 | + 4.4% |
| Median List Price of New Listings | \$625,000 | \$547,450 | - 12.4% | \$575,000 | \$585,000 | + 1.7% |
| Median List Price at Time of Sale | \$449,900 | \$594,450 | + 32.1% | \$550,000 | \$575,000 | + 4.5% |
| Inventory of Homes for Sale | 50 | 39 | - 22.0% | — | — | — |
| Months Supply of Inventory | 1.1 | 0.8 | - 27.3% | — | — | — |

* Does not account for sale concessions and/or downpayment assistance. | Percent changes are calculated using rounded figures and can sometimes look extreme due to small sample size.

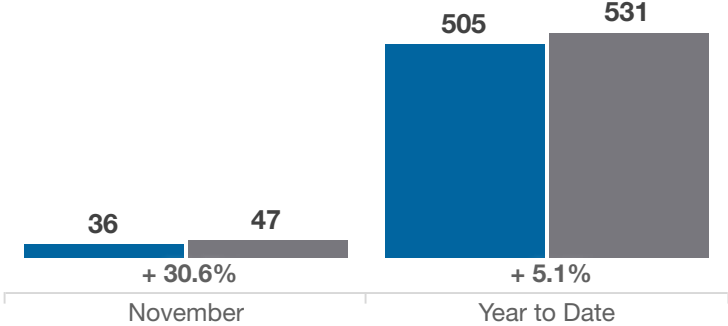
Closed Sales

■ 2023 ■ 2024



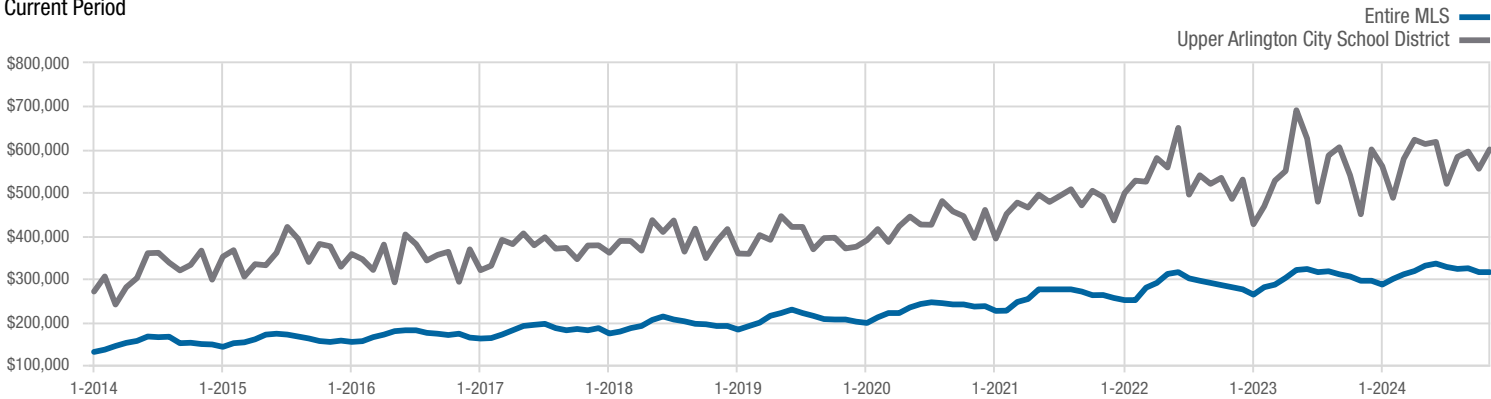
In Contracts

■ 2023 ■ 2024



Median Sales Price

Current Period



Each data point represents the median sales price in a given month.

Local Market Update – November 2024

A RESEARCH TOOL PROVIDED BY THE COLUMBUS REALTORS®
BASED ON RESIDENTIAL LISTING DATA ONLY

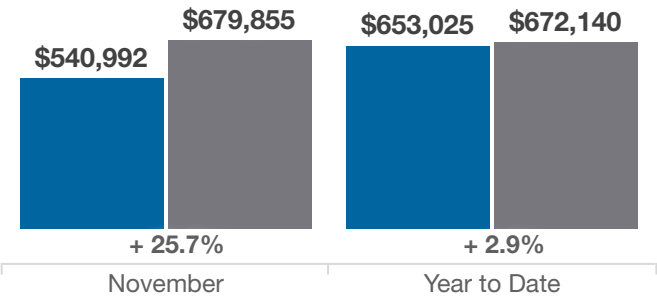


Upper Arlington City School District

Franklin County

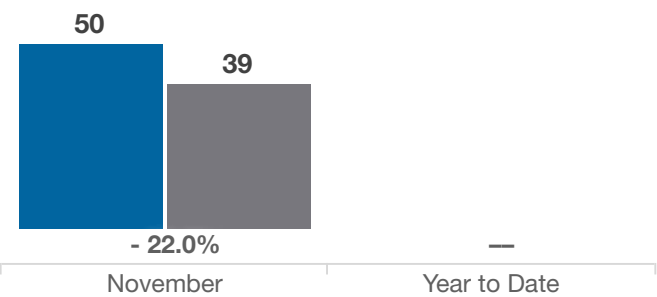
Average Sales Price

2023 2024



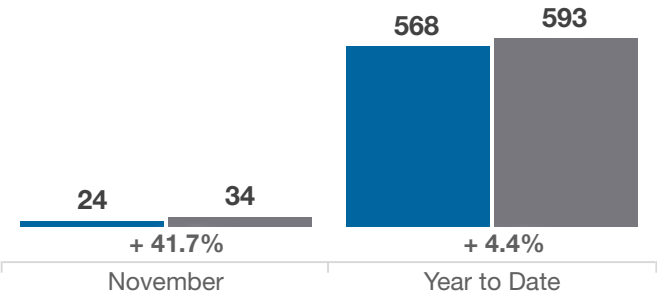
Inventory of Homes for Sale

2023 2024



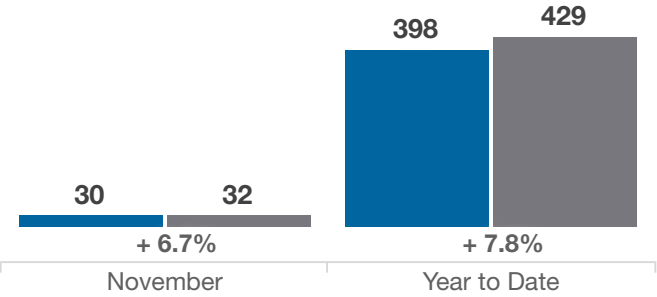
New Listings

2023 2024



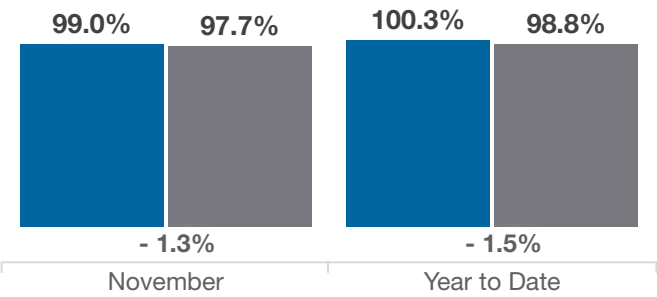
Single Family Sales

2023 2024



Pct. Of Orig. List Price Received

2023 2024



Condo Sales

2023 2024

