

Local Market Update – December 2024

A RESEARCH TOOL PROVIDED BY THE COLUMBUS REALTORS®
BASED ON RESIDENTIAL LISTING DATA ONLY



Beechwold / Clintonville

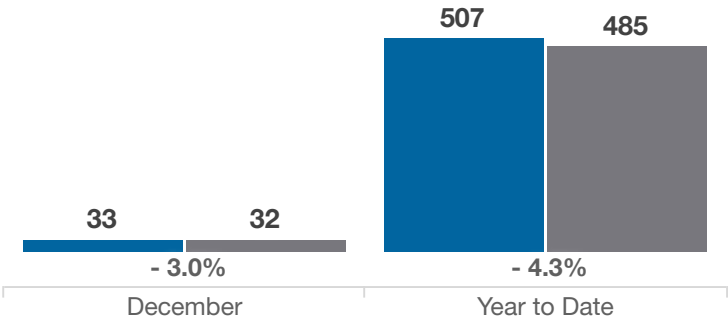
Franklin County (43214, 43202)

Key Metrics	December			Year to Date		
	2023	2024	% Change	Thru 12-2023	Thru 12-2024	% Change
Closed Sales	33	32	- 3.0%	507	485	- 4.3%
In Contracts	17	24	+ 41.2%	503	491	- 2.4%
Average Sales Price*	\$386,245	\$464,794	+ 20.3%	\$399,820	\$422,606	+ 5.7%
Median Sales Price*	\$390,000	\$417,450	+ 7.0%	\$385,000	\$400,000	+ 3.9%
Average Price Per Square Foot*	\$285.37	\$316.29	+ 10.8%	\$277.69	\$294.15	+ 5.9%
Percent of Original List Price Received*	98.3%	99.3%	+ 1.0%	100.8%	100.8%	0.0%
Percent of Last List Price Received*	100.4%	100.6%	+ 0.2%	102.1%	101.8%	- 0.3%
Days on Market Until Sale	19	20	+ 5.3%	16	14	- 12.5%
New Listings	14	20	+ 42.9%	538	553	+ 2.8%
Median List Price of New Listings	\$392,450	\$387,450	- 1.3%	\$379,900	\$395,000	+ 4.0%
Median List Price at Time of Sale	\$380,000	\$409,950	+ 7.9%	\$378,950	\$399,900	+ 5.5%
Inventory of Homes for Sale	29	32	+ 10.3%	—	—	—
Months Supply of Inventory	0.7	0.8	+ 14.3%	—	—	—

* Does not account for sale concessions and/or downpayment assistance. | Percent changes are calculated using rounded figures and can sometimes look extreme due to small sample size.

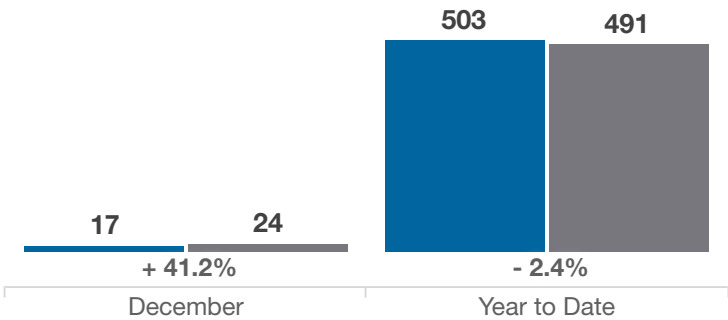
Closed Sales

■ 2023 ■ 2024



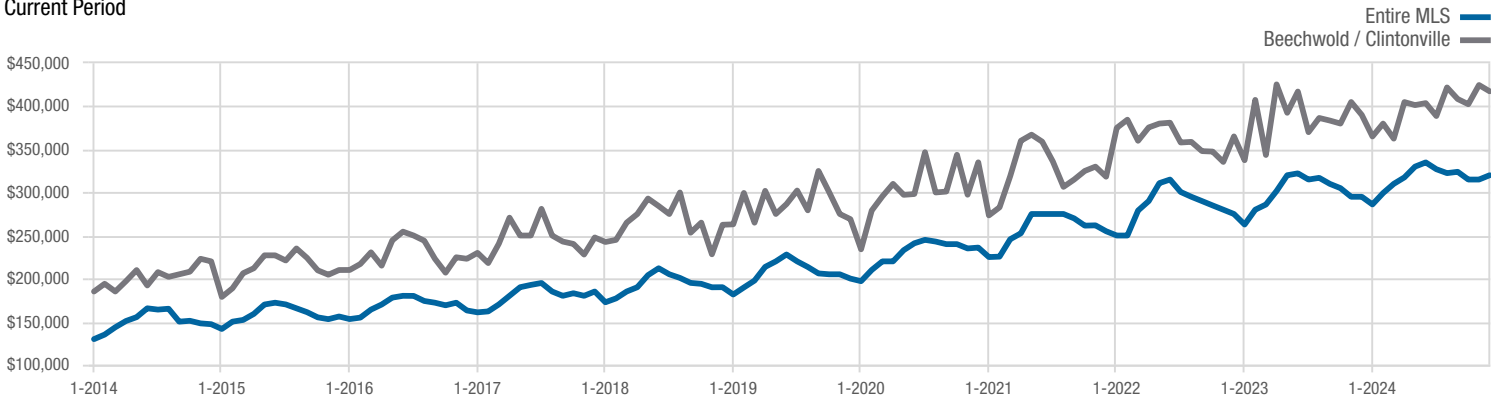
In Contracts

■ 2023 ■ 2024



Median Sales Price

Current Period



Each data point represents the median sales price in a given month.

Local Market Update – December 2024

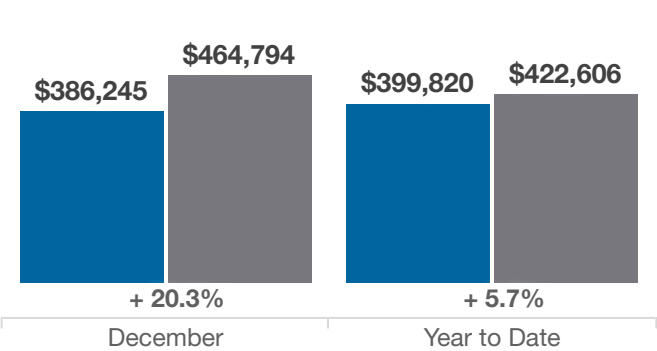
A RESEARCH TOOL PROVIDED BY THE COLUMBUS REALTORS®
BASED ON RESIDENTIAL LISTING DATA ONLY



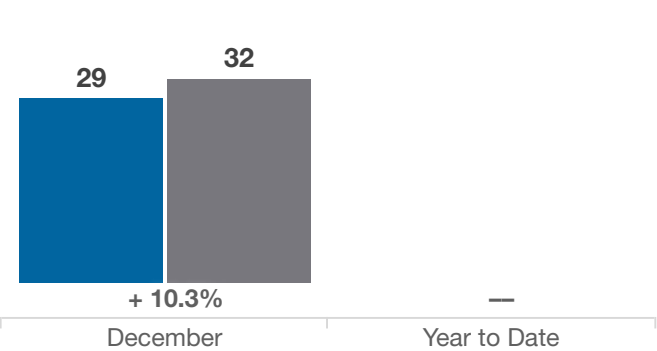
Beechwold / Clintonville

Franklin County (43214, 43202)

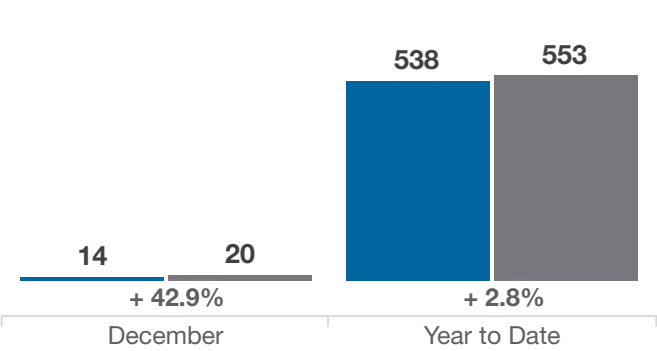
Average Sales Price



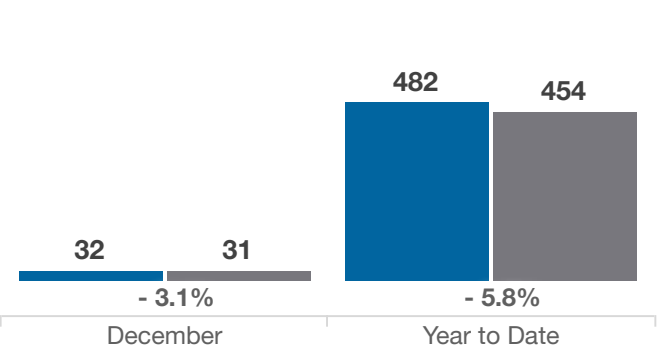
Inventory of Homes for Sale



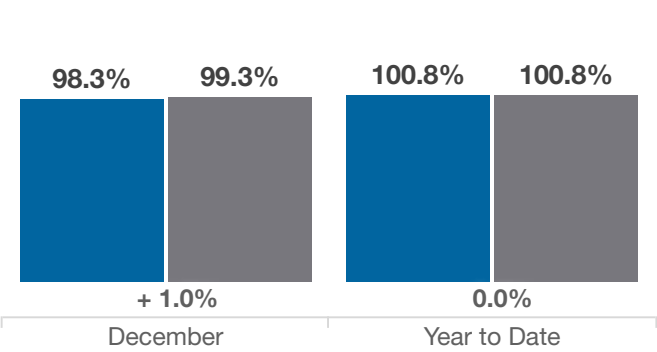
New Listings



Single Family Sales



Pct. Of Orig. List Price Received



Condo Sales

