

# Local Market Update – December 2024

A RESEARCH TOOL PROVIDED BY THE COLUMBUS REALTORS®  
BASED ON RESIDENTIAL LISTING DATA ONLY



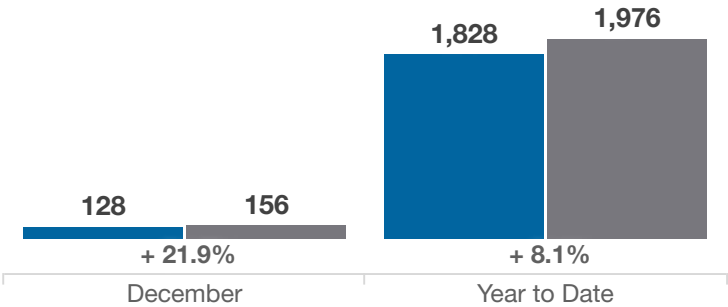
## Fairfield County

Key Metrics	December			Year to Date		
	2023	2024	% Change	Thru 12-2023	Thru 12-2024	% Change
Closed Sales	128	156	+ 21.9%	1,828	1,976	+ 8.1%
In Contracts	126	131	+ 4.0%	1,841	1,997	+ 8.5%
Average Sales Price*	\$339,154	\$350,172	+ 3.2%	\$341,545	\$360,441	+ 5.5%
Median Sales Price*	\$300,000	\$336,000	+ 12.0%	\$324,900	\$336,500	+ 3.6%
Average Price Per Square Foot*	\$178.78	\$189.44	+ 6.0%	\$176.69	\$188.49	+ 6.7%
Percent of Original List Price Received*	95.7%	96.1%	+ 0.4%	98.6%	97.5%	- 1.1%
Percent of Last List Price Received*	97.9%	98.3%	+ 0.4%	100.2%	99.4%	- 0.8%
Days on Market Until Sale	27	34	+ 25.9%	22	29	+ 31.8%
New Listings	109	88	- 19.3%	2,076	2,264	+ 9.1%
Median List Price of New Listings	\$330,000	\$339,950	+ 3.0%	\$330,000	\$339,900	+ 3.0%
Median List Price at Time of Sale	\$309,900	\$339,900	+ 9.7%	\$325,000	\$336,500	+ 3.5%
Inventory of Homes for Sale	205	206	+ 0.5%	—	—	—
Months Supply of Inventory	1.3	1.2	- 7.7%	—	—	—

\* Does not account for sale concessions and/or downpayment assistance. | Percent changes are calculated using rounded figures and can sometimes look extreme due to small sample size.

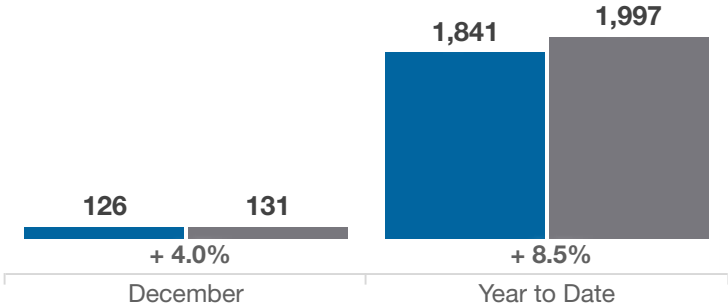
### Closed Sales

■ 2023 ■ 2024



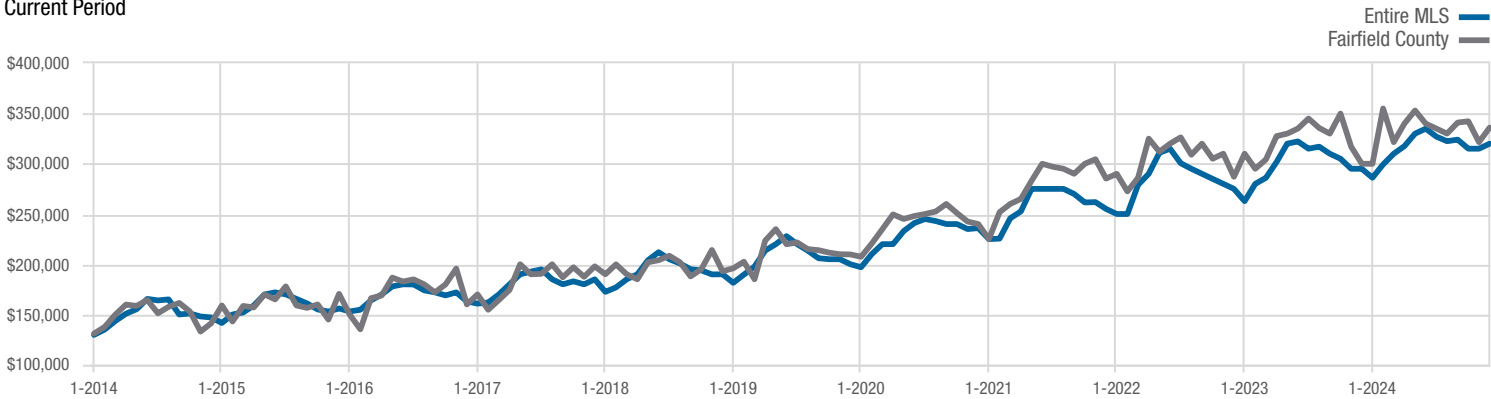
### In Contracts

■ 2023 ■ 2024



### Median Sales Price

Current Period



Each data point represents the median sales price in a given month.

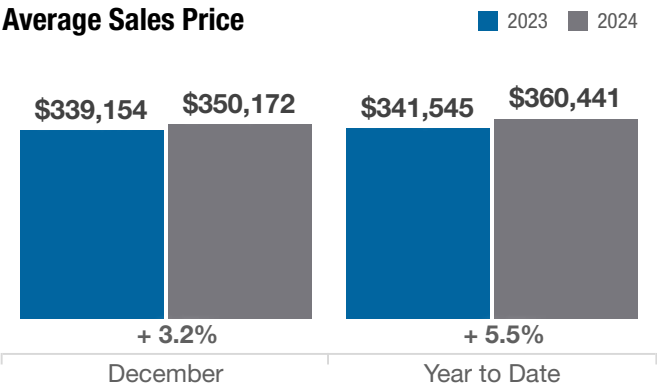
# Local Market Update – December 2024

A RESEARCH TOOL PROVIDED BY THE COLUMBUS REALTORS®  
BASED ON RESIDENTIAL LISTING DATA ONLY

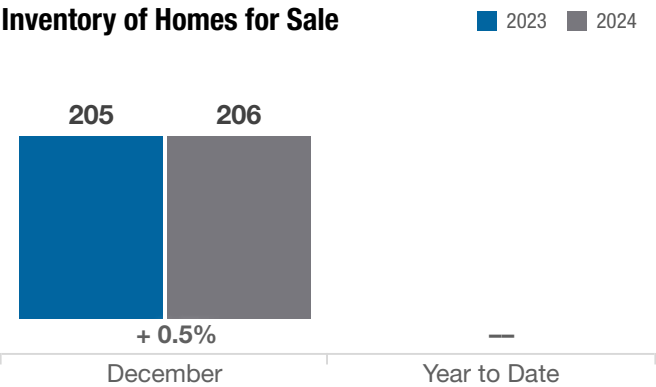


## Fairfield County

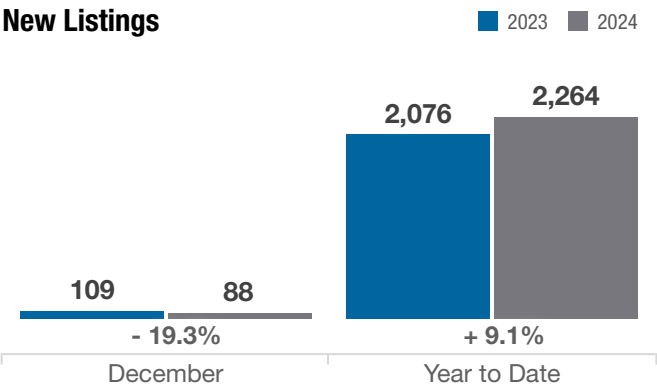
Average Sales Price



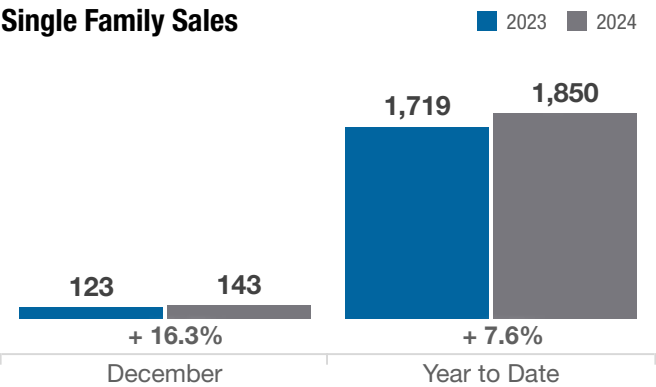
Inventory of Homes for Sale



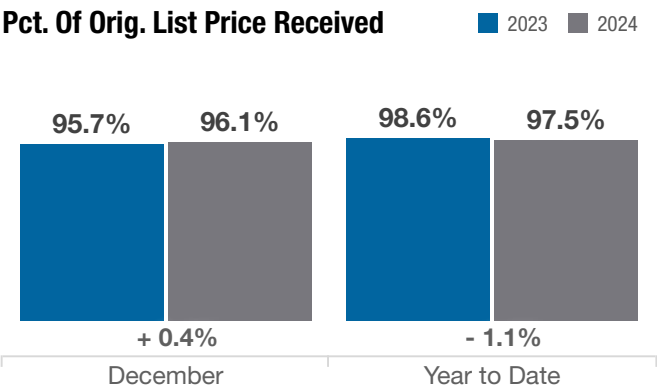
New Listings



Single Family Sales



Pct. Of Orig. List Price Received



Condo Sales

