

# Local Market Update – December 2024

A RESEARCH TOOL PROVIDED BY THE COLUMBUS REALTORS®  
BASED ON RESIDENTIAL LISTING DATA ONLY



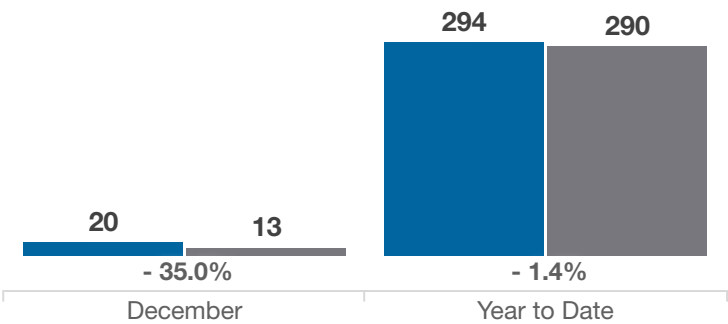
## Fayette County

Key Metrics	December			Year to Date		
	2023	2024	% Change	Thru 12-2023	Thru 12-2024	% Change
Closed Sales	20	13	- 35.0%	294	290	- 1.4%
In Contracts	20	15	- 25.0%	306	291	- 4.9%
Average Sales Price*	\$211,975	\$223,031	+ 5.2%	\$208,253	\$231,088	+ 11.0%
Median Sales Price*	\$204,000	\$204,000	0.0%	\$185,000	\$211,000	+ 14.1%
Average Price Per Square Foot*	\$133.45	\$152.64	+ 14.4%	\$135.19	\$152.97	+ 13.2%
Percent of Original List Price Received*	94.0%	94.3%	+ 0.3%	95.7%	96.4%	+ 0.7%
Percent of Last List Price Received*	97.8%	98.5%	+ 0.7%	98.2%	98.8%	+ 0.6%
Days on Market Until Sale	30	32	+ 6.7%	32	29	- 9.4%
New Listings	19	13	- 31.6%	340	348	+ 2.4%
Median List Price of New Listings	\$189,000	\$222,500	+ 17.7%	\$192,500	\$218,250	+ 13.4%
Median List Price at Time of Sale	\$210,400	\$199,900	- 5.0%	\$187,000	\$214,950	+ 14.9%
Inventory of Homes for Sale	39	34	- 12.8%	—	—	—
Months Supply of Inventory	1.5	1.4	- 6.7%	—	—	—

\* Does not account for sale concessions and/or downpayment assistance. | Percent changes are calculated using rounded figures and can sometimes look extreme due to small sample size.

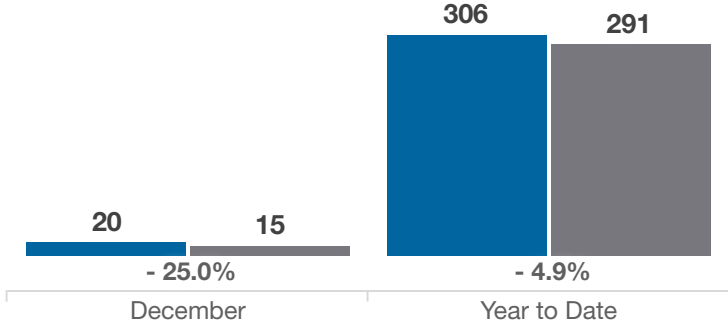
### Closed Sales

■ 2023 ■ 2024



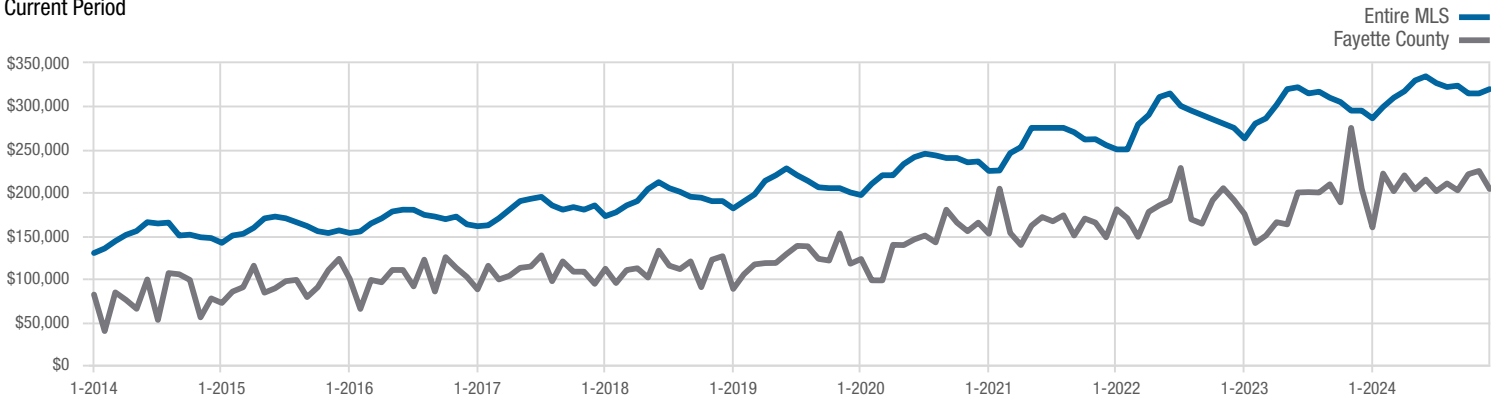
### In Contracts

■ 2023 ■ 2024



### Median Sales Price

Current Period



Each data point represents the median sales price in a given month.

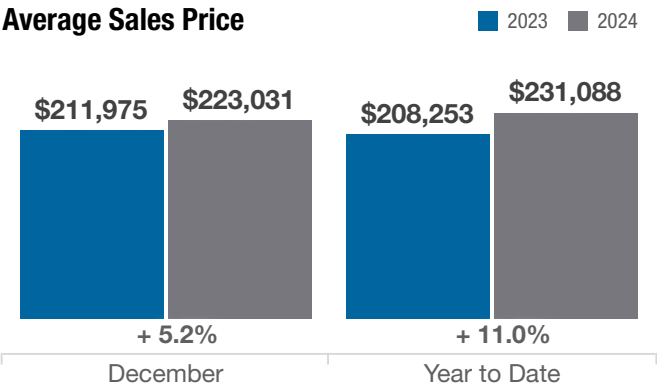
# Local Market Update – December 2024

A RESEARCH TOOL PROVIDED BY THE COLUMBUS REALTORS®  
BASED ON RESIDENTIAL LISTING DATA ONLY

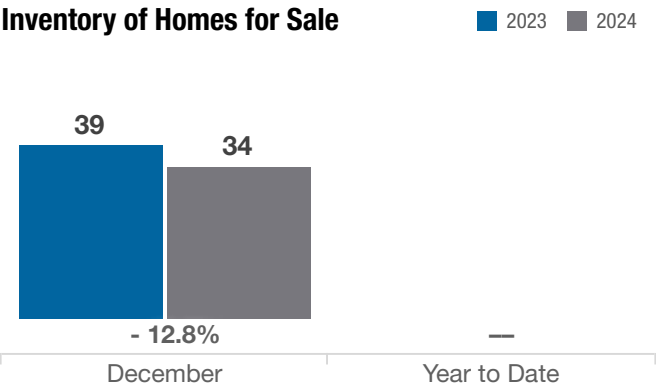


## Fayette County

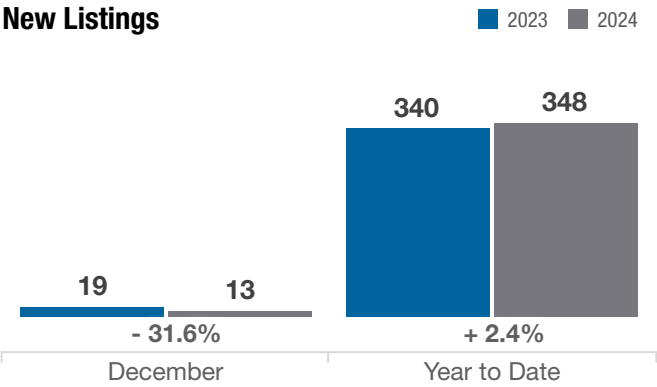
Average Sales Price



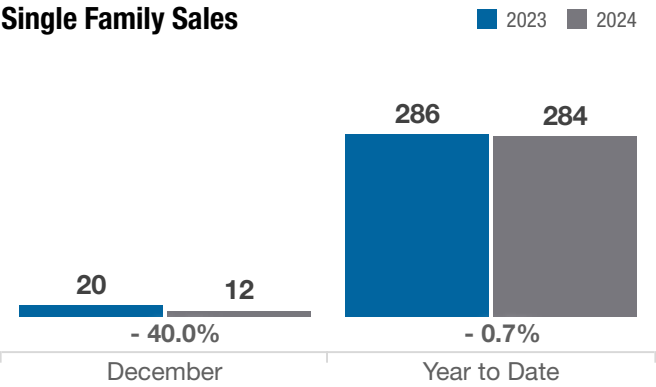
Inventory of Homes for Sale



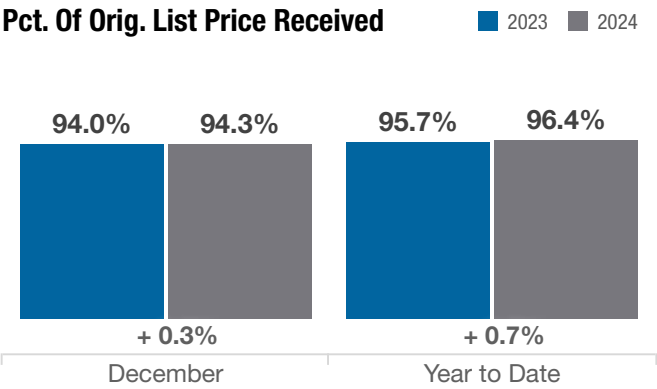
New Listings



Single Family Sales



Pct. Of Orig. List Price Received



Condo Sales

