

# Local Market Update – December 2024

A RESEARCH TOOL PROVIDED BY THE COLUMBUS REALTORS®  
BASED ON RESIDENTIAL LISTING DATA ONLY



## Gahanna Jefferson City School District

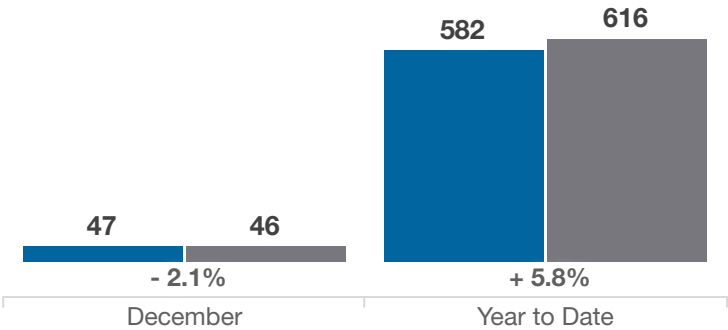
Franklin County

Key Metrics	December			Year to Date		
	2023	2024	% Change	Thru 12-2023	Thru 12-2024	% Change
Closed Sales	47	46	- 2.1%	582	616	+ 5.8%
In Contracts	47	37	- 21.3%	590	618	+ 4.7%
Average Sales Price*	\$472,289	\$415,141	- 12.1%	\$432,298	\$444,499	+ 2.8%
Median Sales Price*	\$368,900	\$405,750	+ 10.0%	\$375,000	\$400,000	+ 6.7%
Average Price Per Square Foot*	\$202.15	\$204.88	+ 1.4%	\$203.23	\$212.59	+ 4.6%
Percent of Original List Price Received*	98.2%	98.1%	- 0.1%	100.0%	99.7%	- 0.3%
Percent of Last List Price Received*	99.7%	100.2%	+ 0.5%	101.2%	100.5%	- 0.7%
Days on Market Until Sale	27	31	+ 14.8%	18	18	0.0%
New Listings	28	31	+ 10.7%	671	699	+ 4.2%
Median List Price of New Listings	\$364,450	\$430,000	+ 18.0%	\$375,000	\$399,900	+ 6.6%
Median List Price at Time of Sale	\$375,000	\$390,000	+ 4.0%	\$370,000	\$395,000	+ 6.8%
Inventory of Homes for Sale	55	70	+ 27.3%	—	—	—
Months Supply of Inventory	1.1	1.4	+ 27.3%	—	—	—

\* Does not account for sale concessions and/or downpayment assistance. | Percent changes are calculated using rounded figures and can sometimes look extreme due to small sample size.

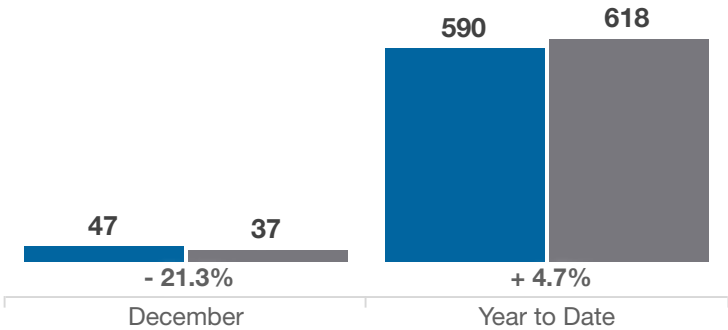
### Closed Sales

■ 2023 ■ 2024



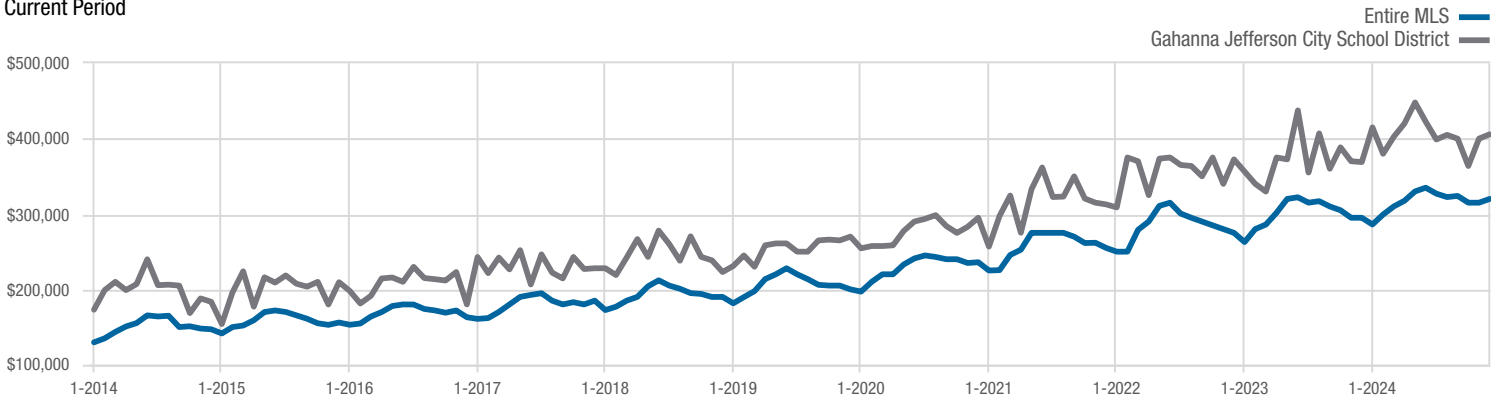
### In Contracts

■ 2023 ■ 2024



### Median Sales Price

Current Period



Each data point represents the median sales price in a given month.

# Local Market Update – December 2024

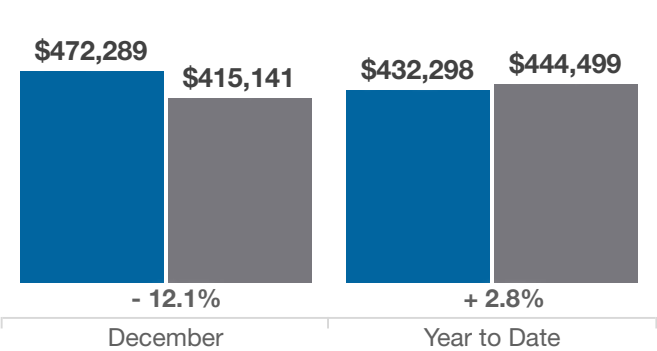
A RESEARCH TOOL PROVIDED BY THE COLUMBUS REALTORS®  
BASED ON RESIDENTIAL LISTING DATA ONLY



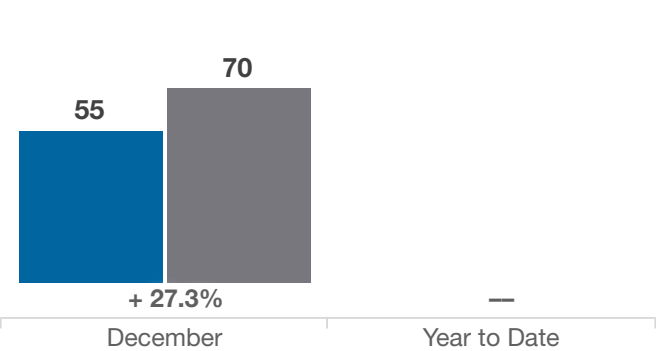
## Gahanna Jefferson City School District

Franklin County

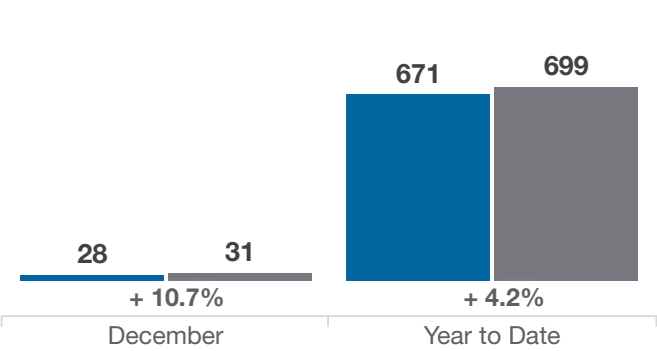
Average Sales Price



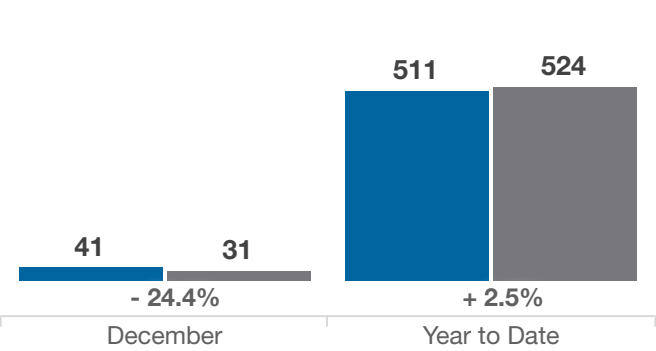
Inventory of Homes for Sale



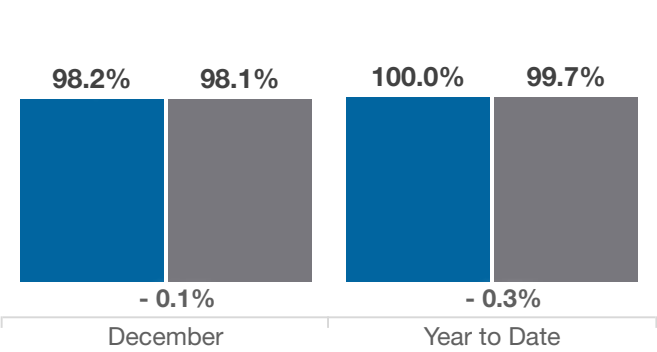
New Listings



Single Family Sales



Pct. Of Orig. List Price Received



Condo Sales

