

Local Market Update – December 2024

A RESEARCH TOOL PROVIDED BY THE COLUMBUS REALTORS®
BASED ON RESIDENTIAL LISTING DATA ONLY



Grandview Heights (Corp.)

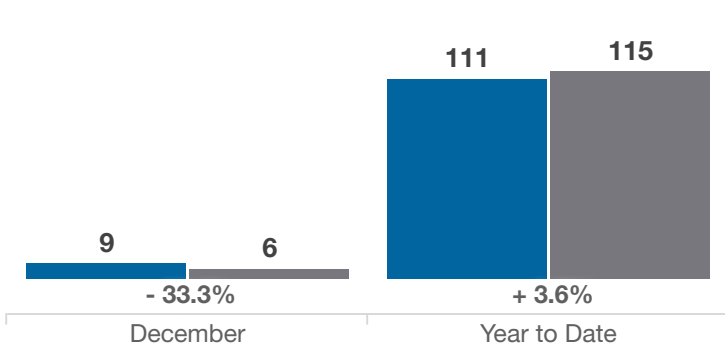
Franklin County

Key Metrics	December			Year to Date		
	2023	2024	% Change	Thru 12-2023	Thru 12-2024	% Change
Closed Sales	9	6	- 33.3%	111	115	+ 3.6%
In Contracts	7	5	- 28.6%	114	96	- 15.8%
Average Sales Price*	\$407,667	\$419,167	+ 2.8%	\$561,829	\$595,301	+ 6.0%
Median Sales Price*	\$375,500	\$332,500	- 11.5%	\$505,000	\$599,999	+ 18.8%
Average Price Per Square Foot*	\$290.83	\$283.96	- 2.4%	\$333.42	\$305.90	- 8.3%
Percent of Original List Price Received*	93.4%	90.3%	- 3.3%	98.5%	98.9%	+ 0.4%
Percent of Last List Price Received*	95.6%	96.8%	+ 1.3%	100.0%	100.4%	+ 0.4%
Days on Market Until Sale	70	37	- 47.1%	32	60	+ 87.5%
New Listings	7	4	- 42.9%	124	116	- 6.5%
Median List Price of New Listings	\$794,900	\$524,500	- 34.0%	\$535,000	\$488,450	- 8.7%
Median List Price at Time of Sale	\$375,500	\$331,450	- 11.7%	\$525,000	\$579,000	+ 10.3%
Inventory of Homes for Sale	15	21	+ 40.0%	—	—	—
Months Supply of Inventory	1.6	2.6	+ 62.5%	—	—	—

* Does not account for sale concessions and/or downpayment assistance. | Percent changes are calculated using rounded figures and can sometimes look extreme due to small sample size.

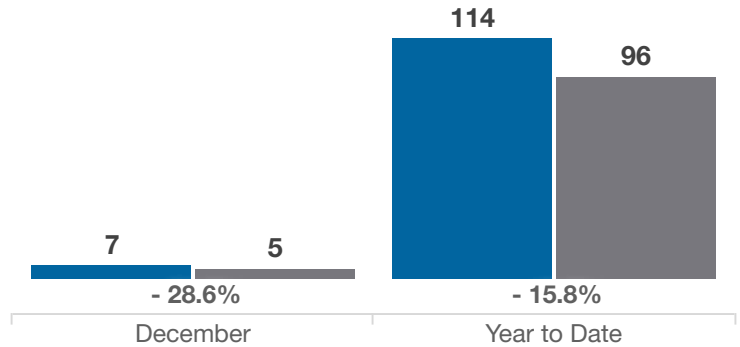
Closed Sales

■ 2023 ■ 2024



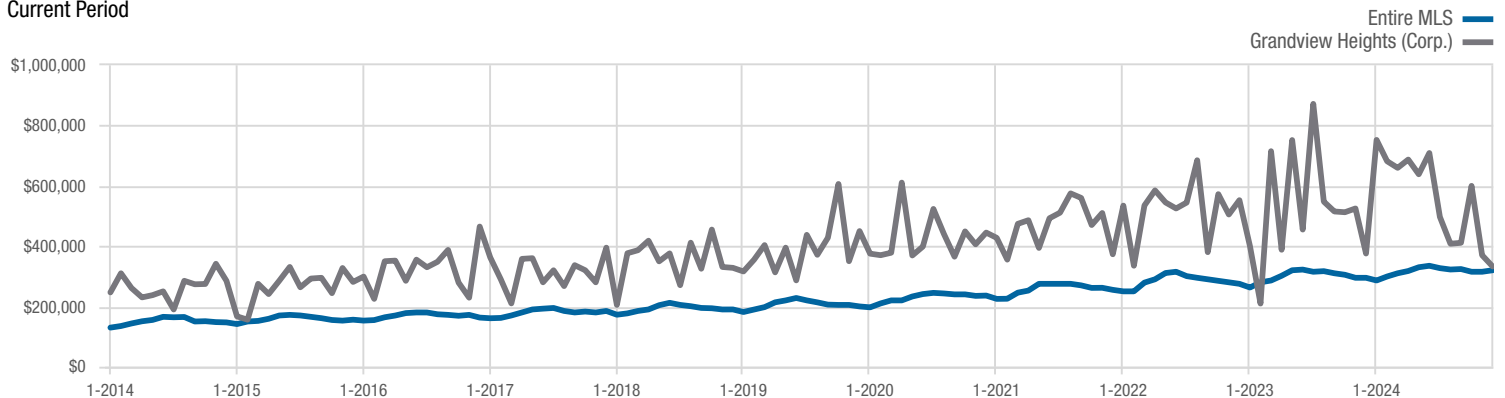
In Contracts

■ 2023 ■ 2024



Median Sales Price

Current Period



Each data point represents the median sales price in a given month.

Local Market Update – December 2024

A RESEARCH TOOL PROVIDED BY THE COLUMBUS REALTORS®
BASED ON RESIDENTIAL LISTING DATA ONLY

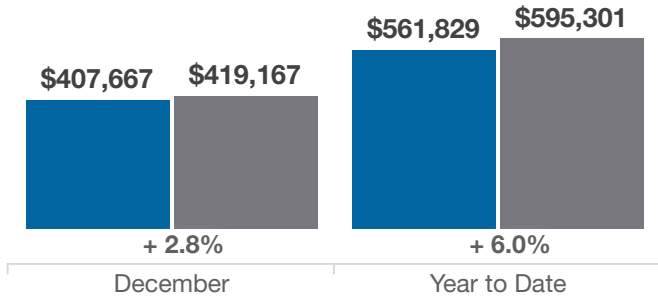


Grandview Heights (Corp.)

Franklin County

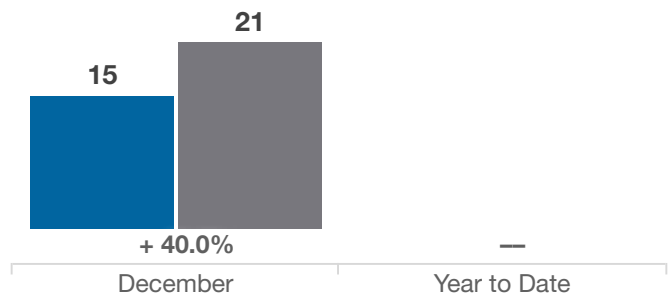
Average Sales Price

■ 2023 ■ 2024



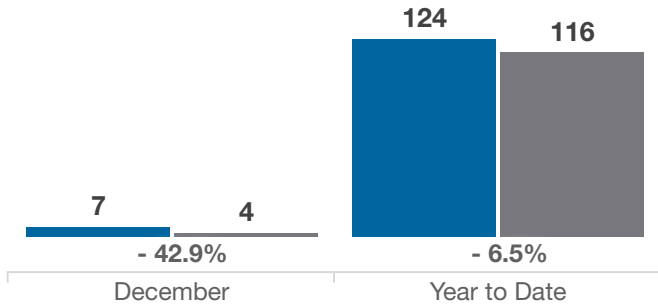
Inventory of Homes for Sale

■ 2023 ■ 2024



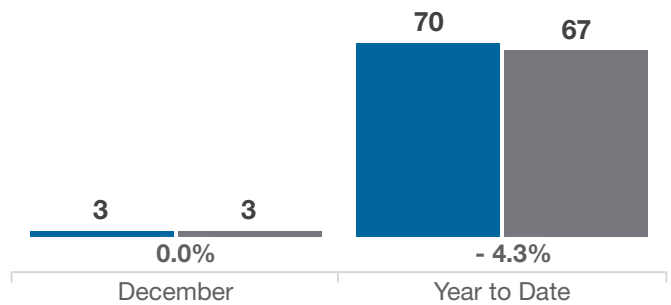
New Listings

■ 2023 ■ 2024



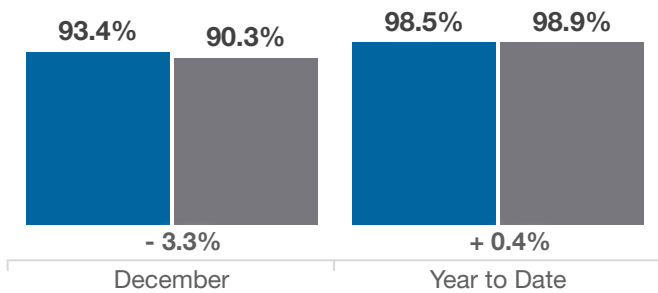
Single Family Sales

■ 2023 ■ 2024



Pct. Of Orig. List Price Received

■ 2023 ■ 2024



Condo Sales

■ 2023 ■ 2024

