

Local Market Update – December 2024

A RESEARCH TOOL PROVIDED BY THE COLUMBUS REALTORS®
BASED ON RESIDENTIAL LISTING DATA ONLY



Groveport Madison Local School District

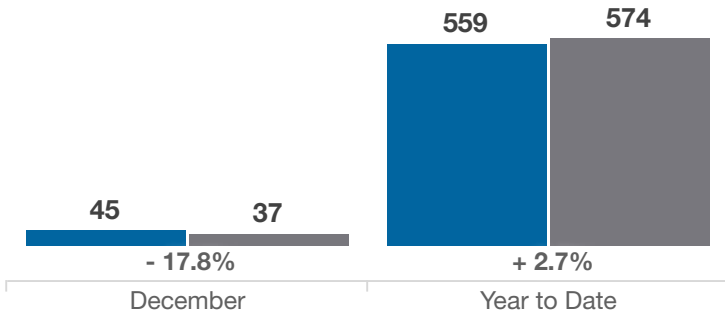
Franklin County

Key Metrics	December			Year to Date		
	2023	2024	% Change	Thru 12-2023	Thru 12-2024	% Change
Closed Sales	45	37	- 17.8%	559	574	+ 2.7%
In Contracts	49	42	- 14.3%	583	575	- 1.4%
Average Sales Price*	\$271,184	\$277,825	+ 2.4%	\$254,322	\$267,036	+ 5.0%
Median Sales Price*	\$263,500	\$263,750	+ 0.1%	\$246,000	\$255,000	+ 3.7%
Average Price Per Square Foot*	\$170.07	\$183.69	+ 8.0%	\$170.68	\$183.28	+ 7.4%
Percent of Original List Price Received*	97.9%	98.7%	+ 0.8%	100.4%	99.6%	- 0.8%
Percent of Last List Price Received*	99.3%	100.3%	+ 1.0%	101.0%	100.5%	- 0.5%
Days on Market Until Sale	17	26	+ 52.9%	17	21	+ 23.5%
New Listings	35	34	- 2.9%	644	639	- 0.8%
Median List Price of New Listings	\$259,900	\$259,700	- 0.1%	\$249,900	\$249,900	0.0%
Median List Price at Time of Sale	\$265,000	\$264,900	- 0.0%	\$239,900	\$251,445	+ 4.8%
Inventory of Homes for Sale	46	57	+ 23.9%	—	—	—
Months Supply of Inventory	0.9	1.2	+ 33.3%	—	—	—

* Does not account for sale concessions and/or downpayment assistance. | Percent changes are calculated using rounded figures and can sometimes look extreme due to small sample size.

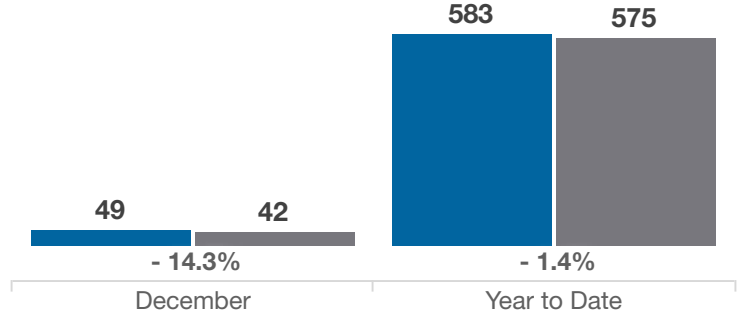
Closed Sales

■ 2023 ■ 2024



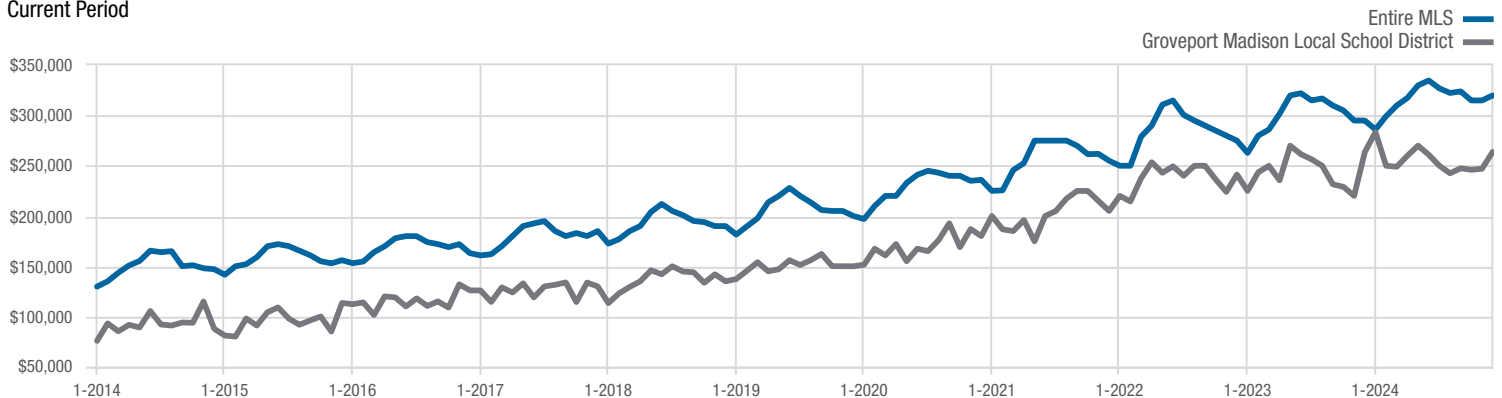
In Contracts

■ 2023 ■ 2024



Median Sales Price

Current Period



Each data point represents the median sales price in a given month.

Local Market Update – December 2024

A RESEARCH TOOL PROVIDED BY THE COLUMBUS REALTORS®
BASED ON RESIDENTIAL LISTING DATA ONLY

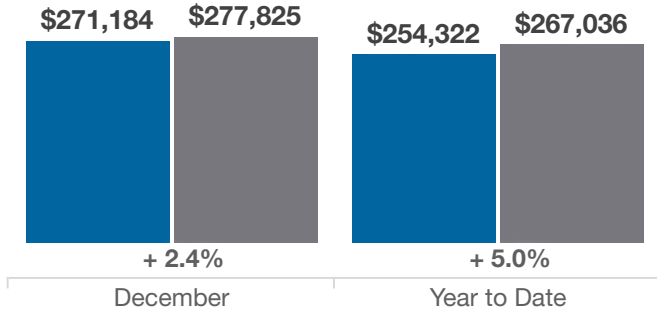


Groveport Madison Local School District

Franklin County

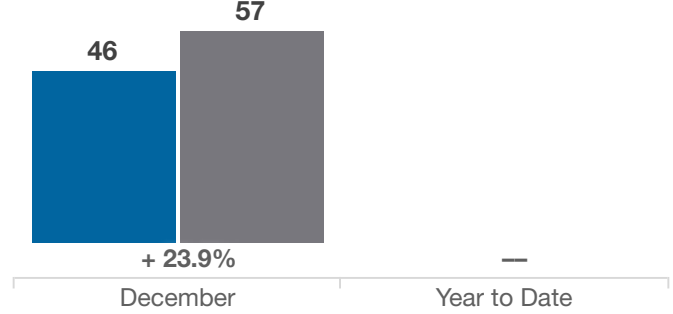
Average Sales Price

■ 2023 ■ 2024



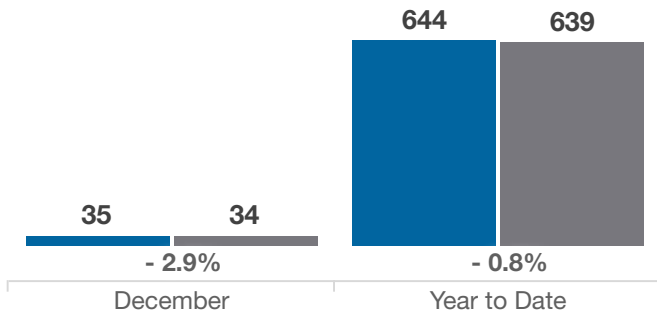
Inventory of Homes for Sale

■ 2023 ■ 2024



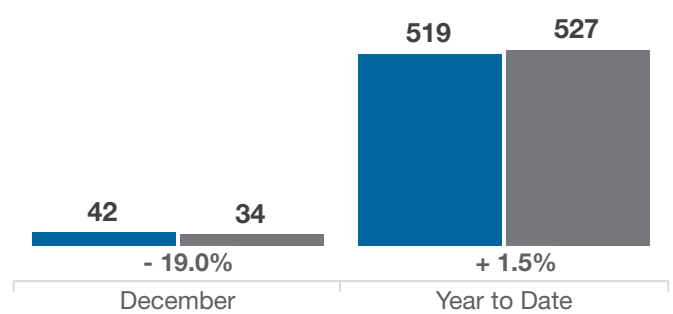
New Listings

■ 2023 ■ 2024



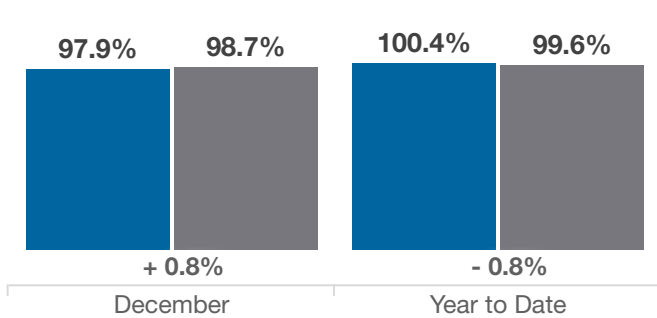
Single Family Sales

■ 2023 ■ 2024



Pct. Of Orig. List Price Received

■ 2023 ■ 2024



Condo Sales

■ 2023 ■ 2024

