

Local Market Update – December 2024

A RESEARCH TOOL PROVIDED BY THE COLUMBUS REALTORS®
BASED ON RESIDENTIAL LISTING DATA ONLY



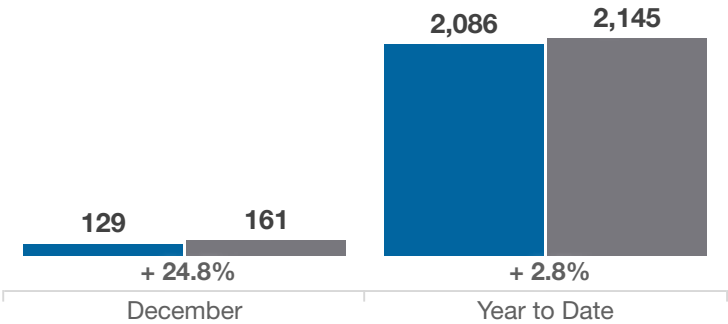
Licking County

Key Metrics	December			Year to Date		
	2023	2024	% Change	Thru 12-2023	Thru 12-2024	% Change
Closed Sales	129	161	+ 24.8%	2,086	2,145	+ 2.8%
In Contracts	149	149	0.0%	2,125	2,162	+ 1.7%
Average Sales Price*	\$331,297	\$358,442	+ 8.2%	\$332,672	\$347,715	+ 4.5%
Median Sales Price*	\$311,000	\$328,750	+ 5.7%	\$310,000	\$319,900	+ 3.2%
Average Price Per Square Foot*	\$182.22	\$195.76	+ 7.4%	\$185.02	\$197.11	+ 6.5%
Percent of Original List Price Received*	96.4%	95.0%	- 1.5%	98.3%	97.1%	- 1.2%
Percent of Last List Price Received*	98.9%	97.6%	- 1.3%	99.9%	99.1%	- 0.8%
Days on Market Until Sale	36	32	- 11.1%	26	29	+ 11.5%
New Listings	95	118	+ 24.2%	2,491	2,571	+ 3.2%
Median List Price of New Listings	\$292,000	\$319,900	+ 9.6%	\$319,000	\$329,000	+ 3.1%
Median List Price at Time of Sale	\$319,444	\$336,738	+ 5.4%	\$309,900	\$319,900	+ 3.2%
Inventory of Homes for Sale	270	318	+ 17.8%	—	—	—
Months Supply of Inventory	1.5	1.8	+ 20.0%	—	—	—

* Does not account for sale concessions and/or downpayment assistance. | Percent changes are calculated using rounded figures and can sometimes look extreme due to small sample size.

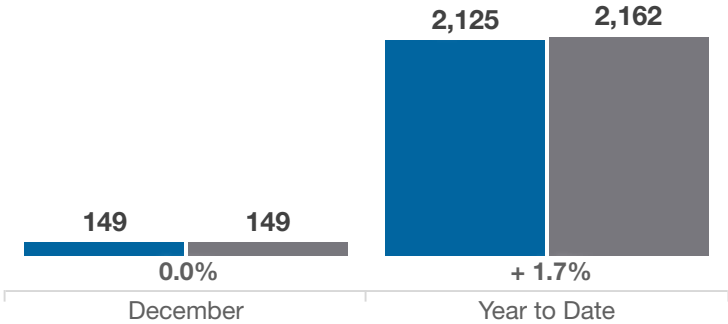
Closed Sales

■ 2023 ■ 2024



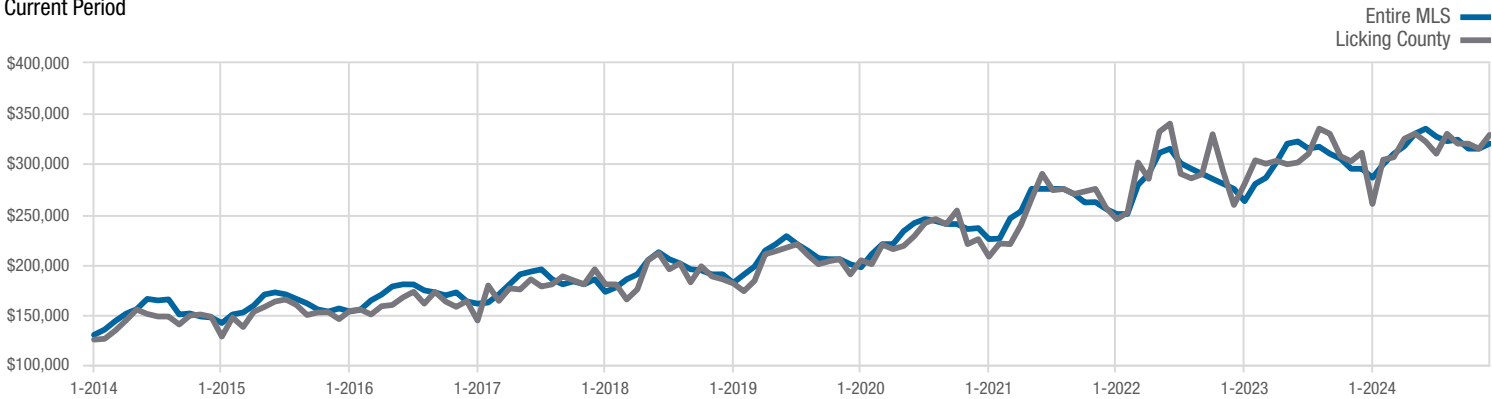
In Contracts

■ 2023 ■ 2024



Median Sales Price

Current Period



Each data point represents the median sales price in a given month.

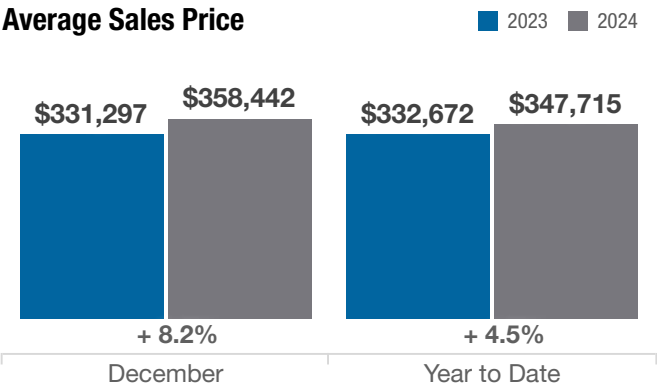
Local Market Update – December 2024

A RESEARCH TOOL PROVIDED BY THE COLUMBUS REALTORS®
BASED ON RESIDENTIAL LISTING DATA ONLY

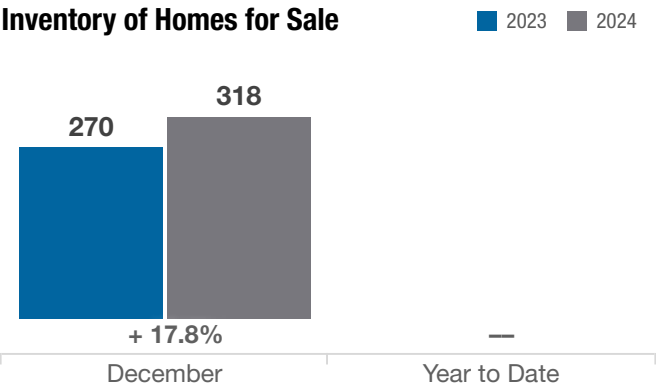


Licking County

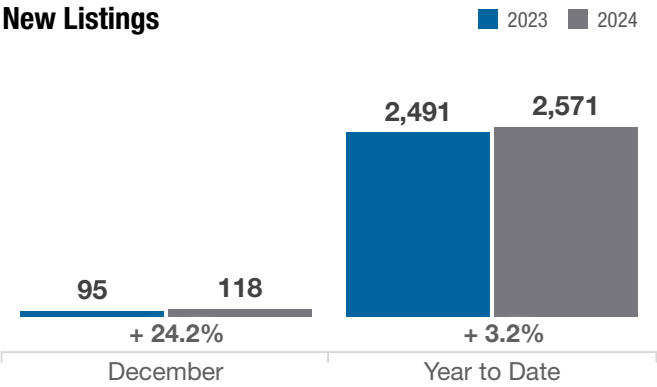
Average Sales Price



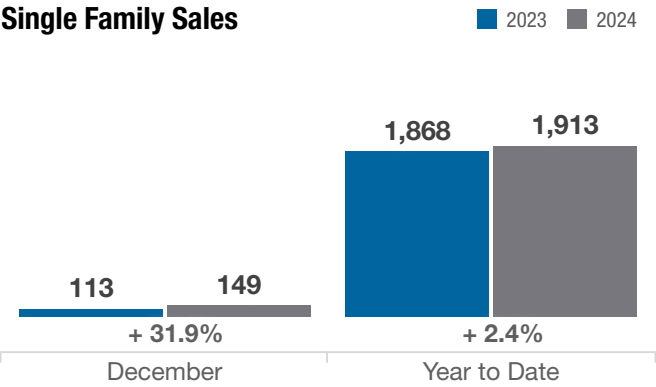
Inventory of Homes for Sale



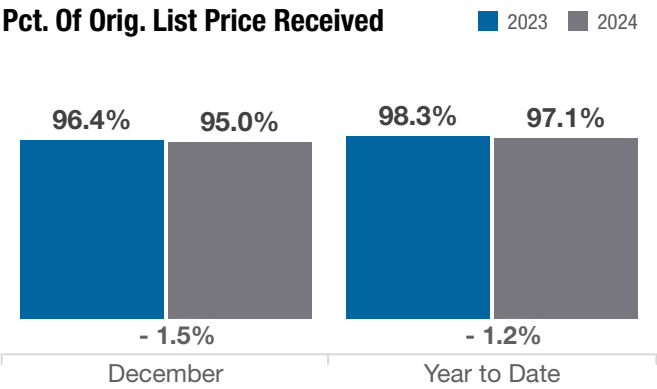
New Listings



Single Family Sales



Pct. Of Orig. List Price Received



Condo Sales

