

Local Market Update – December 2024

A RESEARCH TOOL PROVIDED BY THE COLUMBUS REALTORS®
BASED ON RESIDENTIAL LISTING DATA ONLY



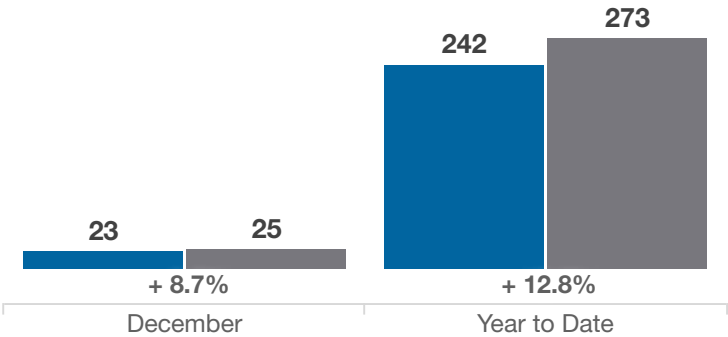
Logan County

Key Metrics	December			Year to Date		
	2023	2024	% Change	Thru 12-2023	Thru 12-2024	% Change
Closed Sales	23	25	+ 8.7%	242	273	+ 12.8%
In Contracts	21	27	+ 28.6%	254	277	+ 9.1%
Average Sales Price*	\$289,187	\$274,564	- 5.1%	\$274,546	\$297,184	+ 8.2%
Median Sales Price*	\$253,600	\$265,000	+ 4.5%	\$240,000	\$250,000	+ 4.2%
Average Price Per Square Foot*	\$208.75	\$179.72	- 13.9%	\$176.08	\$187.97	+ 6.8%
Percent of Original List Price Received*	95.5%	95.2%	- 0.3%	95.8%	96.2%	+ 0.4%
Percent of Last List Price Received*	98.4%	97.7%	- 0.7%	98.0%	98.2%	+ 0.2%
Days on Market Until Sale	43	31	- 27.9%	37	34	- 8.1%
New Listings	14	15	+ 7.1%	298	369	+ 23.8%
Median List Price of New Listings	\$185,000	\$234,500	+ 26.8%	\$245,000	\$259,900	+ 6.1%
Median List Price at Time of Sale	\$254,900	\$269,900	+ 5.9%	\$239,900	\$255,000	+ 6.3%
Inventory of Homes for Sale	32	51	+ 59.4%	—	—	—
Months Supply of Inventory	1.5	2.2	+ 46.7%	—	—	—

* Does not account for sale concessions and/or downpayment assistance. | Percent changes are calculated using rounded figures and can sometimes look extreme due to small sample size.

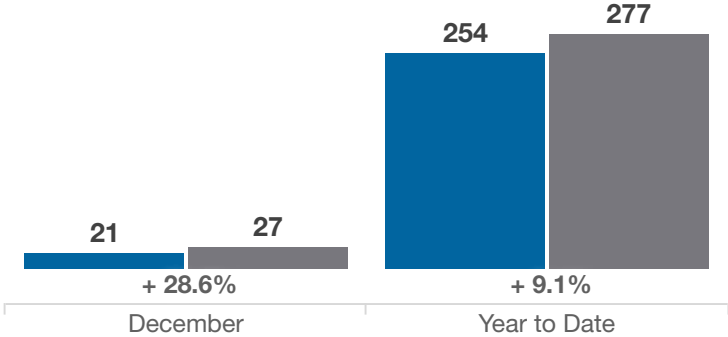
Closed Sales

■ 2023 ■ 2024



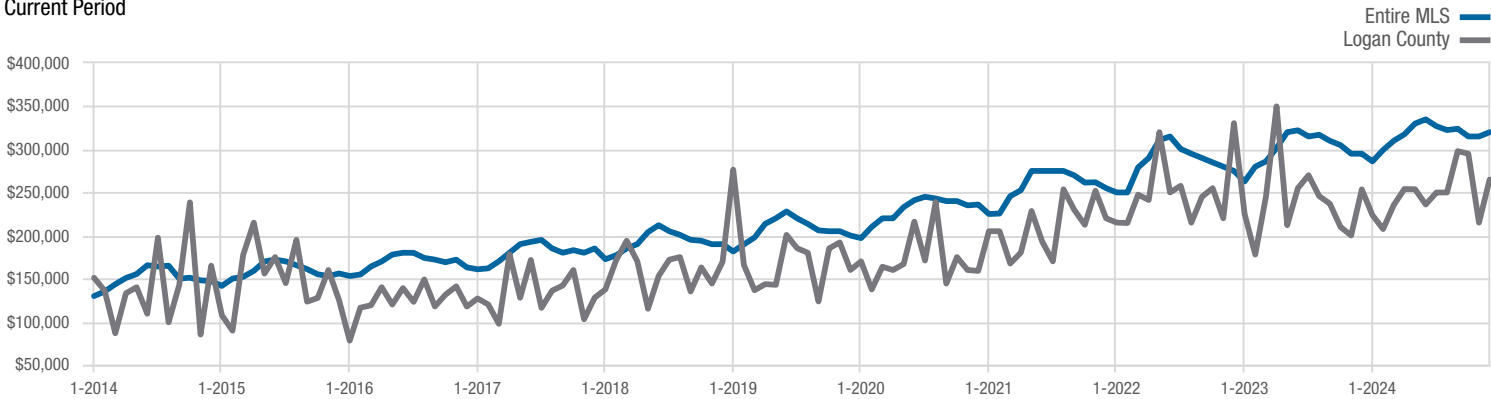
In Contracts

■ 2023 ■ 2024



Median Sales Price

Current Period



Each data point represents the median sales price in a given month.

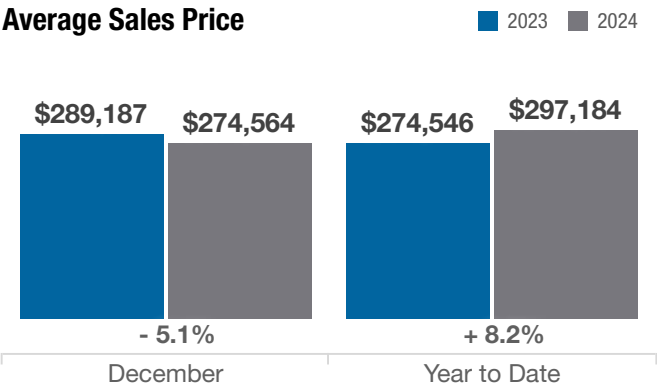
Local Market Update – December 2024

A RESEARCH TOOL PROVIDED BY THE COLUMBUS REALTORS®
BASED ON RESIDENTIAL LISTING DATA ONLY

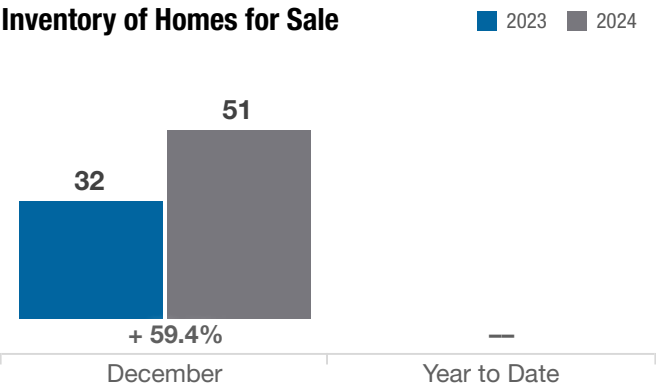


Logan County

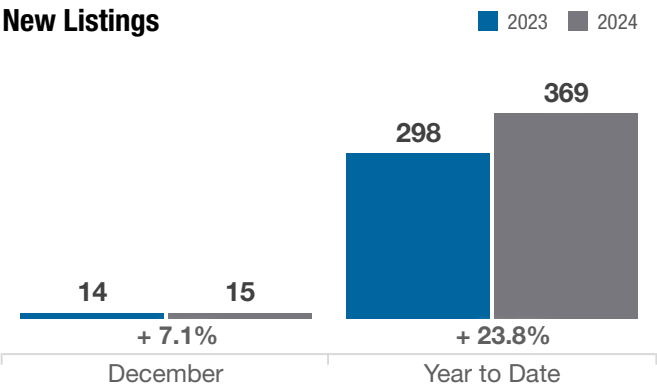
Average Sales Price



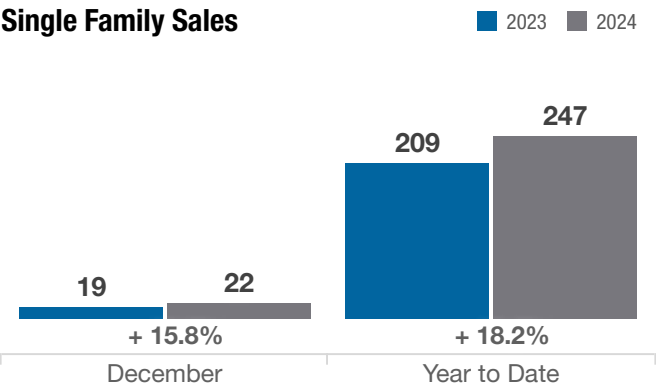
Inventory of Homes for Sale



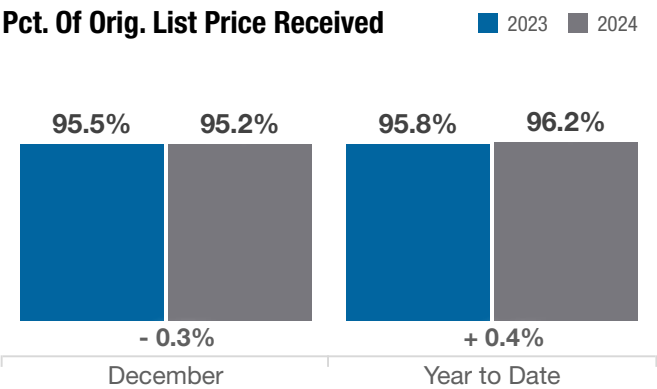
New Listings



Single Family Sales



Pct. Of Orig. List Price Received



Condo Sales

