

# Local Market Update – December 2024

A RESEARCH TOOL PROVIDED BY THE COLUMBUS REALTORS®  
BASED ON RESIDENTIAL LISTING DATA ONLY



## Madison Plains Local School District

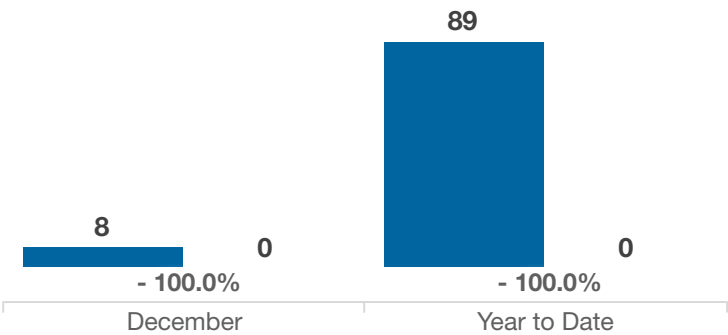
Madison County

Key Metrics	December			Year to Date		
	2023	2024	% Change	Thru 12-2023	Thru 12-2024	% Change
Closed Sales	8	0	- 100.0%	89	0	- 100.0%
In Contracts	7	0	- 100.0%	89	0	- 100.0%
Average Sales Price*	\$158,819	—	—	\$281,403	—	—
Median Sales Price*	\$154,825	—	—	\$239,280	—	—
Average Price Per Square Foot*	\$277.19	—	—	\$311.77	—	—
Percent of Original List Price Received*	197.4%	—	—	190.8%	—	—
Percent of Last List Price Received*	198.9%	—	—	197.8%	—	—
Days on Market Until Sale	38	—	—	75	—	—
New Listings	12	0	- 100.0%	188	0	- 100.0%
Median List Price of New Listings	\$684,000	—	—	\$529,800	—	—
Median List Price at Time of Sale	\$308,900	—	—	\$492,700	—	—
Inventory of Homes for Sale	28	0	- 100.0%	—	—	—
Months Supply of Inventory	3.8	—	—	—	—	—

\* Does not account for sale concessions and/or downpayment assistance. | Percent changes are calculated using rounded figures and can sometimes look extreme due to small sample size.

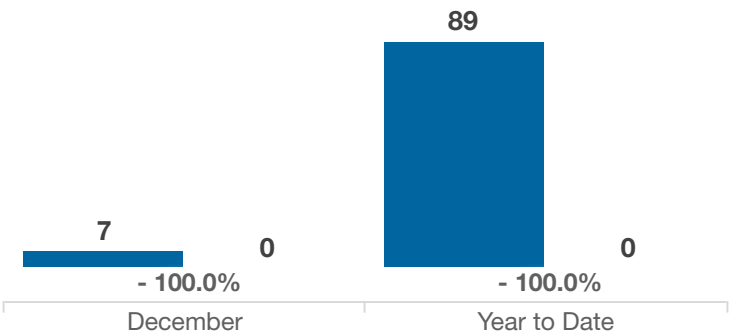
### Closed Sales

■ 2023 ■ 2024



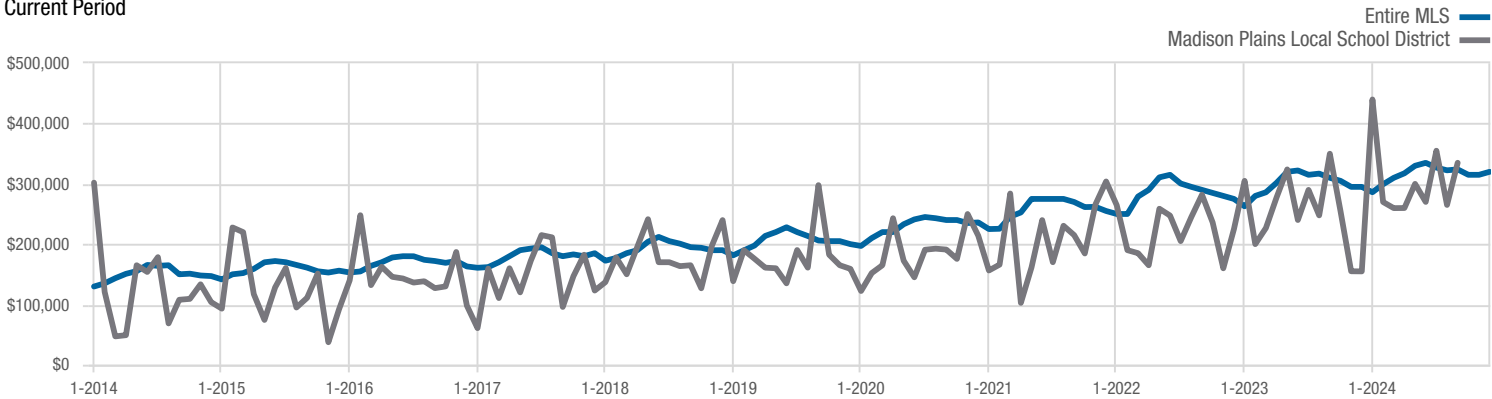
### In Contracts

■ 2023 ■ 2024



### Median Sales Price

Current Period



Each data point represents the median sales price in a given month.

# Local Market Update – December 2024

A RESEARCH TOOL PROVIDED BY THE COLUMBUS REALTORS®  
BASED ON RESIDENTIAL LISTING DATA ONLY



## Madison Plains Local School District

Madison County

