

Local Market Update – December 2024

A RESEARCH TOOL PROVIDED BY THE COLUMBUS REALTORS®
BASED ON RESIDENTIAL LISTING DATA ONLY



Marysville Exempted Village School District

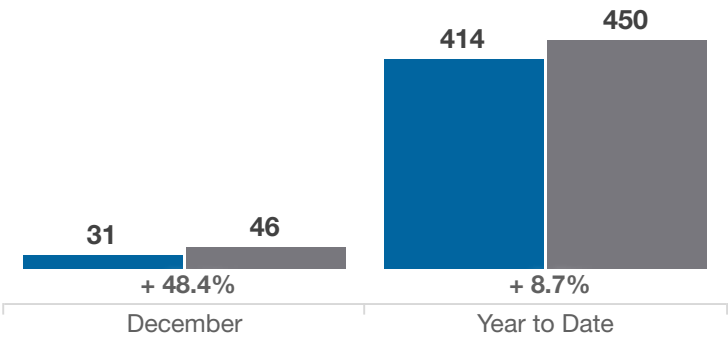
Union County

Key Metrics	December			Year to Date		
	2023	2024	% Change	Thru 12-2023	Thru 12-2024	% Change
Closed Sales	31	46	+ 48.4%	414	450	+ 8.7%
In Contracts	25	36	+ 44.0%	410	466	+ 13.7%
Average Sales Price*	\$359,256	\$371,768	+ 3.5%	\$345,129	\$375,105	+ 8.7%
Median Sales Price*	\$365,000	\$349,094	- 4.4%	\$331,683	\$355,000	+ 7.0%
Average Price Per Square Foot*	\$193.89	\$201.16	+ 3.7%	\$183.69	\$192.70	+ 4.9%
Percent of Original List Price Received*	96.4%	98.0%	+ 1.7%	99.8%	98.7%	- 1.1%
Percent of Last List Price Received*	98.2%	99.4%	+ 1.2%	100.7%	99.9%	- 0.8%
Days on Market Until Sale	31	19	- 38.7%	17	22	+ 29.4%
New Listings	17	28	+ 64.7%	460	504	+ 9.6%
Median List Price of New Listings	\$395,000	\$399,950	+ 1.3%	\$339,900	\$364,000	+ 7.1%
Median List Price at Time of Sale	\$369,320	\$349,950	- 5.2%	\$329,900	\$354,900	+ 7.6%
Inventory of Homes for Sale	30	46	+ 53.3%	—	—	—
Months Supply of Inventory	0.9	1.2	+ 33.3%	—	—	—

* Does not account for sale concessions and/or downpayment assistance. | Percent changes are calculated using rounded figures and can sometimes look extreme due to small sample size.

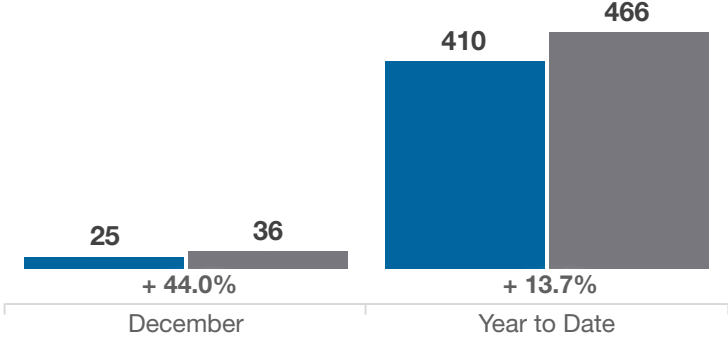
Closed Sales

■ 2023 ■ 2024



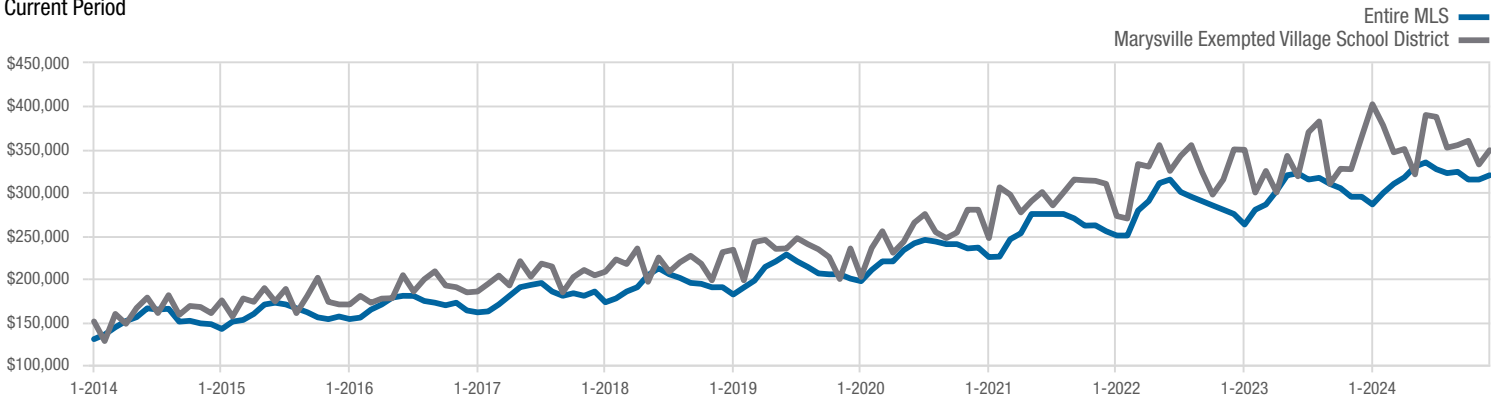
In Contracts

■ 2023 ■ 2024



Median Sales Price

Current Period



Each data point represents the median sales price in a given month.

Local Market Update – December 2024

A RESEARCH TOOL PROVIDED BY THE COLUMBUS REALTORS®
BASED ON RESIDENTIAL LISTING DATA ONLY



Marysville Exempted Village School District

Union County

