

# Local Market Update – December 2024

A RESEARCH TOOL PROVIDED BY THE COLUMBUS REALTORS®  
BASED ON RESIDENTIAL LISTING DATA ONLY



## Obetz (Corp.)

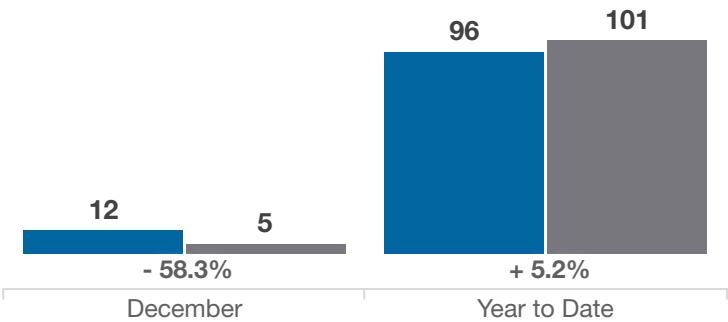
Franklin County

Key Metrics	December			Year to Date		
	2023	2024	% Change	Thru 12-2023	Thru 12-2024	% Change
Closed Sales	12	5	- 58.3%	96	101	+ 5.2%
In Contracts	8	7	- 12.5%	103	101	- 1.9%
Average Sales Price*	\$328,616	\$362,395	+ 10.3%	\$288,113	\$331,213	+ 15.0%
Median Sales Price*	\$356,425	\$380,000	+ 6.6%	\$285,000	\$350,000	+ 22.8%
Average Price Per Square Foot*	\$182.00	\$195.51	+ 7.4%	\$170.69	\$187.73	+ 10.0%
Percent of Original List Price Received*	99.0%	97.1%	- 1.9%	98.9%	97.6%	- 1.3%
Percent of Last List Price Received*	99.5%	99.3%	- 0.2%	99.5%	99.3%	- 0.2%
Days on Market Until Sale	57	59	+ 3.5%	34	51	+ 50.0%
New Listings	9	6	- 33.3%	131	103	- 21.4%
Median List Price of New Listings	\$382,500	\$361,500	- 5.5%	\$304,000	\$300,000	- 1.3%
Median List Price at Time of Sale	\$356,425	\$399,900	+ 12.2%	\$280,000	\$350,000	+ 25.0%
Inventory of Homes for Sale	24	12	- 50.0%	—	—	—
Months Supply of Inventory	2.8	1.4	- 50.0%	—	—	—

\* Does not account for sale concessions and/or downpayment assistance. | Percent changes are calculated using rounded figures and can sometimes look extreme due to small sample size.

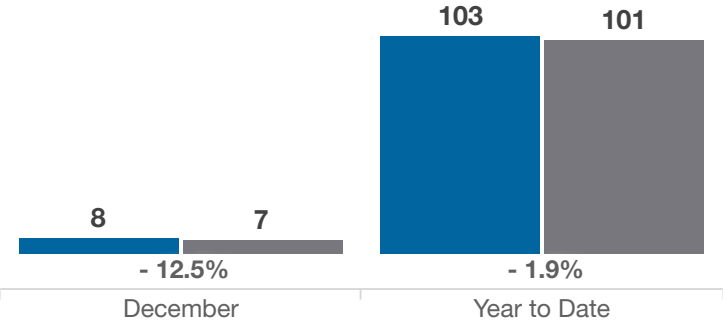
### Closed Sales

■ 2023 ■ 2024



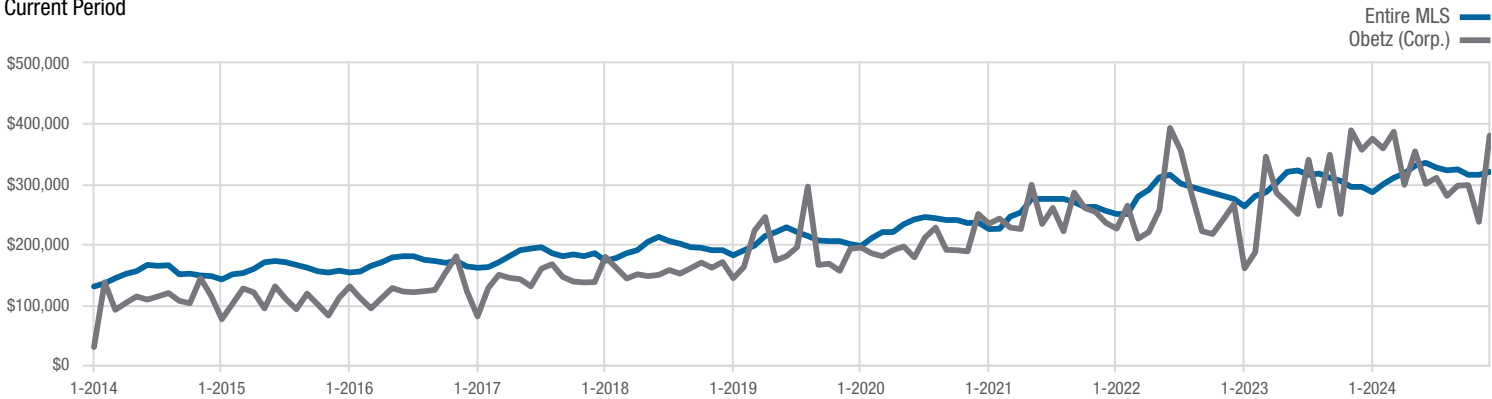
### In Contracts

■ 2023 ■ 2024



### Median Sales Price

Current Period



Each data point represents the median sales price in a given month.

# Local Market Update – December 2024

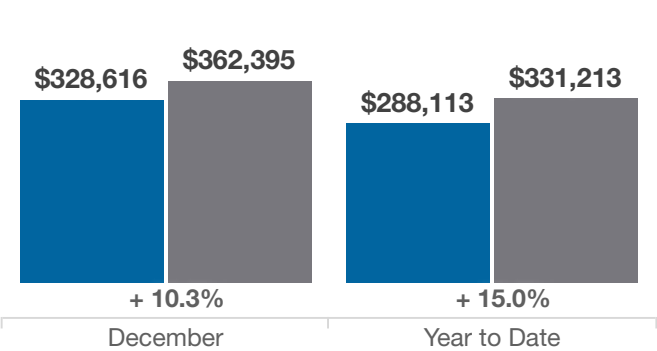
A RESEARCH TOOL PROVIDED BY THE COLUMBUS REALTORS®  
BASED ON RESIDENTIAL LISTING DATA ONLY



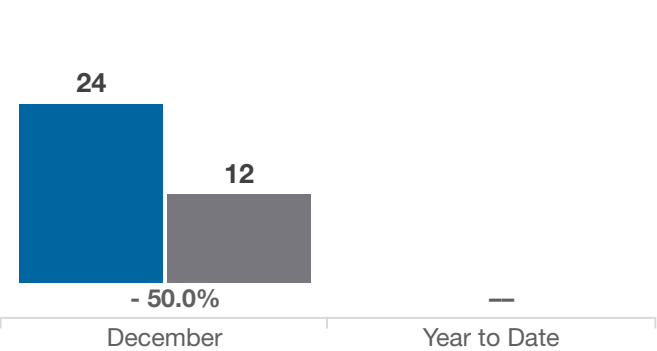
## Obetz (Corp.)

Franklin County

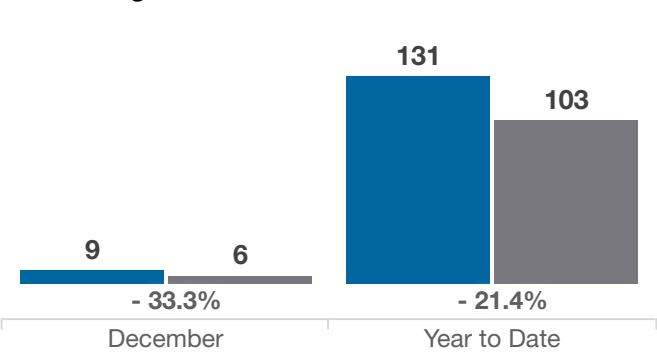
Average Sales Price



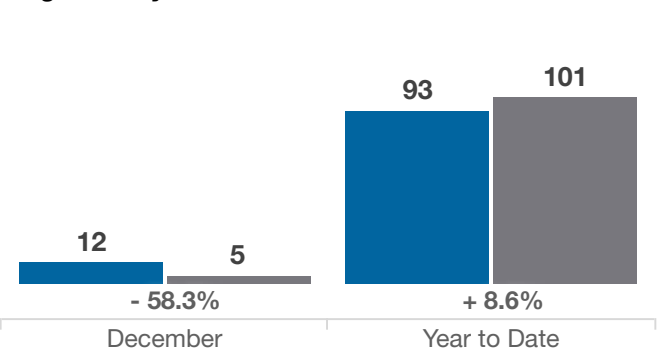
Inventory of Homes for Sale



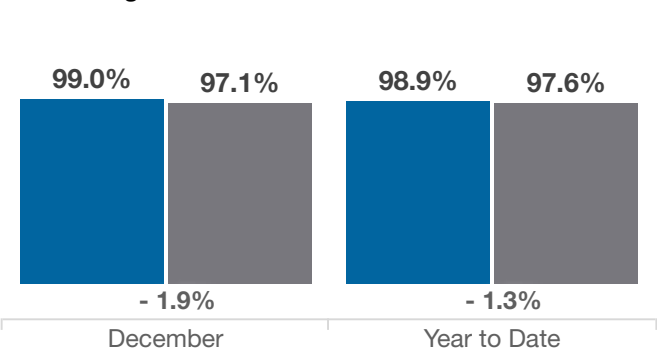
New Listings



Single Family Sales



Pct. Of Orig. List Price Received



Condo Sales

