

# Local Market Update – December 2024

A RESEARCH TOOL PROVIDED BY THE COLUMBUS REALTORS®  
BASED ON RESIDENTIAL LISTING DATA ONLY



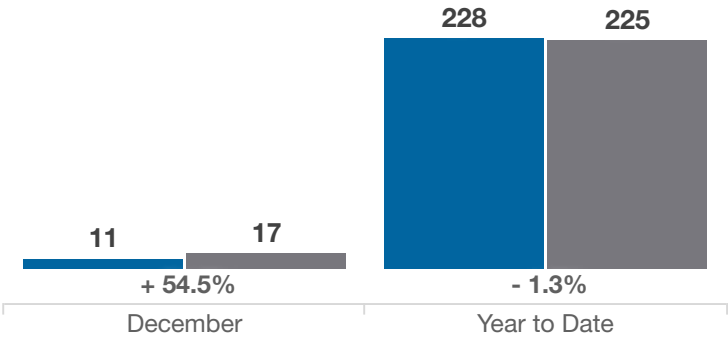
## Perry County

| Key Metrics                              | December  |           |          | Year to Date |              |          |
|--|-----------|-----------|----------|--------------|--------------|----------|
|  | 2023      | 2024      | % Change | Thru 12-2023 | Thru 12-2024 | % Change |
| Closed Sales                             | 11        | 17        | + 54.5%  | 228          | 225          | - 1.3%   |
| In Contracts                             | 7         | 11        | + 57.1%  | 213          | 234          | + 9.9%   |
| Average Sales Price*                     | \$207,314 | \$249,159 | + 20.2%  | \$287,265    | \$274,591    | - 4.4%   |
| Median Sales Price*                      | \$170,000 | \$215,000 | + 26.5%  | \$229,250    | \$229,950    | + 0.3%   |
| Average Price Per Square Foot*           | \$165.93  | \$150.47  | - 9.3%   | \$179.05     | \$169.24     | - 5.5%   |
| Percent of Original List Price Received* | 91.4%     | 89.1%     | - 2.5%   | 95.2%        | 94.0%        | - 1.3%   |
| Percent of Last List Price Received*     | 94.3%     | 93.8%     | - 0.5%   | 98.0%        | 97.6%        | - 0.4%   |
| Days on Market Until Sale                | 25        | 37        | + 48.0%  | 28           | 44           | + 57.1%  |
| New Listings                             | 8         | 14        | + 75.0%  | 279          | 304          | + 9.0%   |
| Median List Price of New Listings        | \$204,950 | \$232,500 | + 13.4%  | \$229,900    | \$259,250    | + 12.8%  |
| Median List Price at Time of Sale        | \$174,900 | \$220,000 | + 25.8%  | \$232,400    | \$229,900    | - 1.1%   |
| Inventory of Homes for Sale              | 42        | 45        | + 7.1%   | —            | —            | —        |
| Months Supply of Inventory               | 2.4       | 2.3       | - 4.2%   | —            | —            | —        |

\* Does not account for sale concessions and/or downpayment assistance. | Percent changes are calculated using rounded figures and can sometimes look extreme due to small sample size.

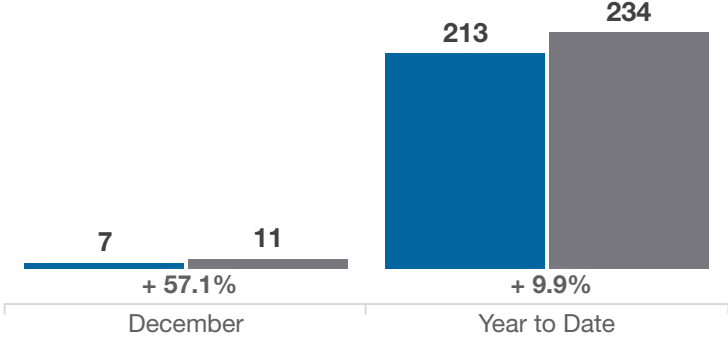
### Closed Sales

■ 2023 ■ 2024



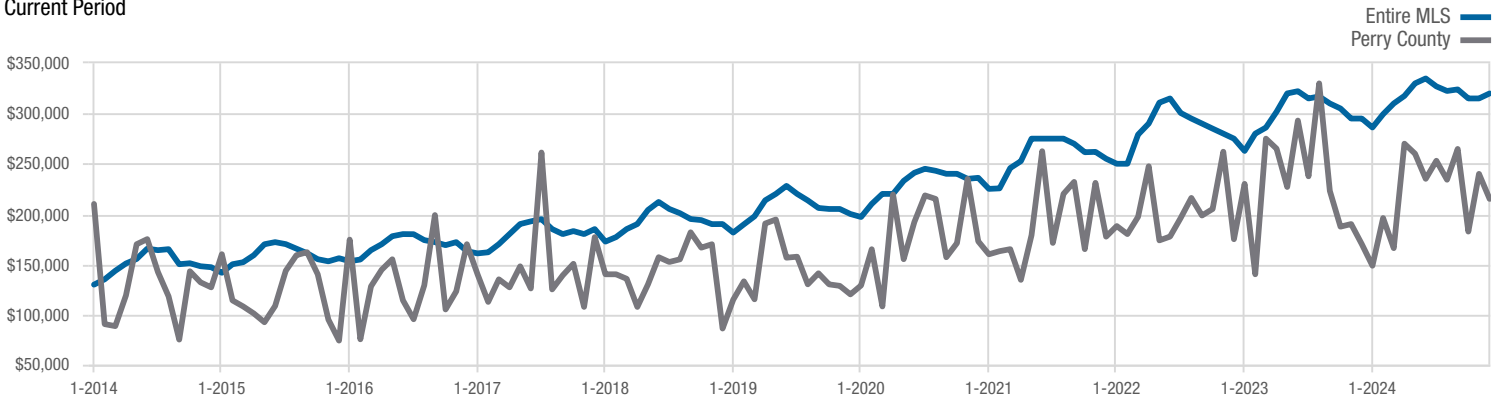
### In Contracts

■ 2023 ■ 2024



### Median Sales Price

Current Period



Each data point represents the median sales price in a given month.

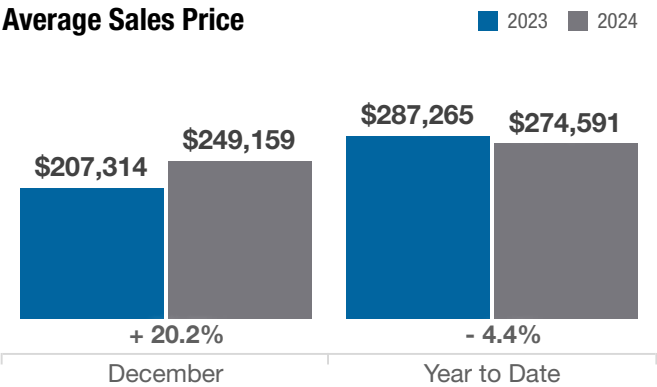
# Local Market Update – December 2024

A RESEARCH TOOL PROVIDED BY THE COLUMBUS REALTORS®  
BASED ON RESIDENTIAL LISTING DATA ONLY

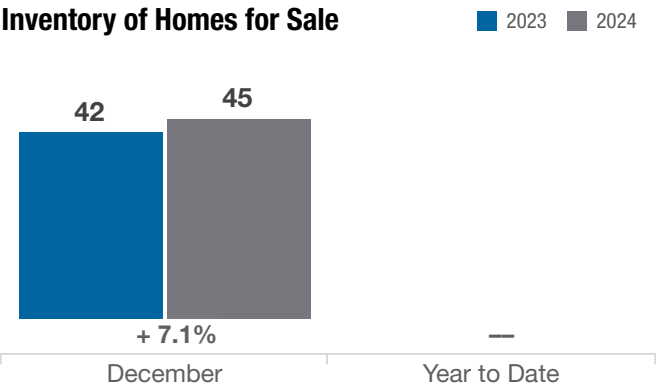


## Perry County

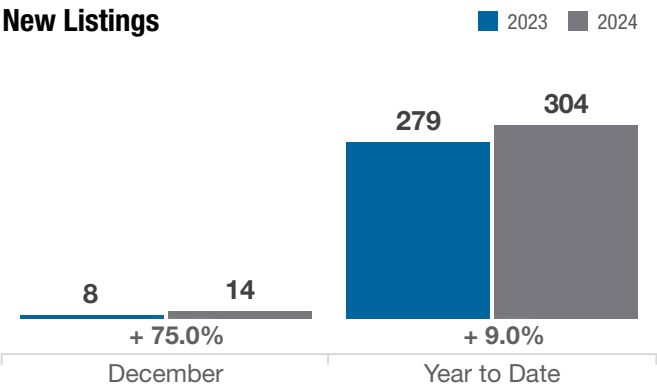
Average Sales Price



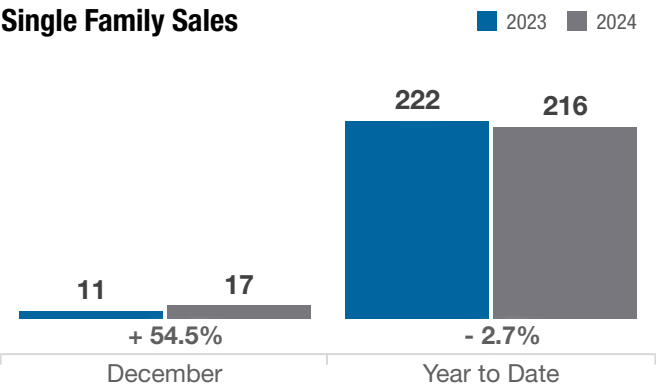
Inventory of Homes for Sale



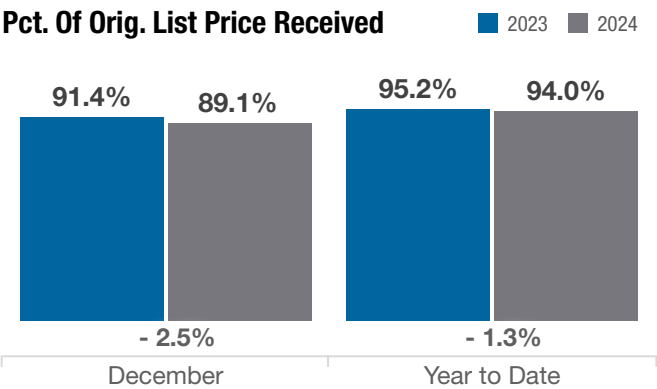
New Listings



Single Family Sales



Pct. Of Orig. List Price Received



Condo Sales

