

Local Market Update – December 2024

A RESEARCH TOOL PROVIDED BY THE COLUMBUS REALTORS®
BASED ON RESIDENTIAL LISTING DATA ONLY



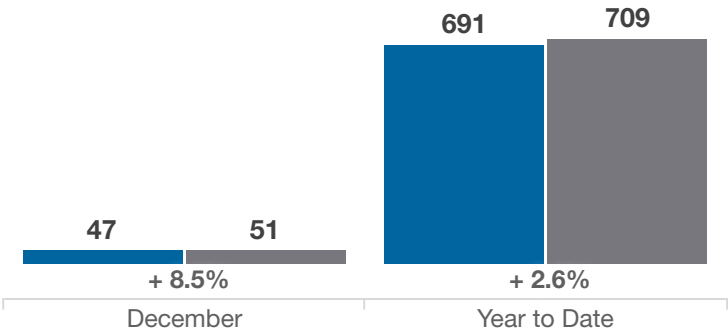
Pickaway County

Key Metrics	December			Year to Date		
	2023	2024	% Change	Thru 12-2023	Thru 12-2024	% Change
Closed Sales	47	51	+ 8.5%	691	709	+ 2.6%
In Contracts	48	50	+ 4.2%	692	720	+ 4.0%
Average Sales Price*	\$302,629	\$326,032	+ 7.7%	\$297,817	\$319,251	+ 7.2%
Median Sales Price*	\$310,565	\$351,692	+ 13.2%	\$300,000	\$329,900	+ 10.0%
Average Price Per Square Foot*	\$165.47	\$167.96	+ 1.5%	\$165.33	\$173.96	+ 5.2%
Percent of Original List Price Received*	95.2%	96.1%	+ 0.9%	97.0%	96.8%	- 0.2%
Percent of Last List Price Received*	97.4%	99.5%	+ 2.2%	99.1%	99.0%	- 0.1%
Days on Market Until Sale	42	58	+ 38.1%	40	38	- 5.0%
New Listings	26	47	+ 80.8%	768	860	+ 12.0%
Median List Price of New Listings	\$290,565	\$347,000	+ 19.4%	\$299,987	\$339,900	+ 13.3%
Median List Price at Time of Sale	\$312,494	\$352,450	+ 12.8%	\$300,000	\$330,000	+ 10.0%
Inventory of Homes for Sale	107	135	+ 26.2%	—	—	—
Months Supply of Inventory	1.9	2.3	+ 21.1%	—	—	—

* Does not account for sale concessions and/or downpayment assistance. | Percent changes are calculated using rounded figures and can sometimes look extreme due to small sample size.

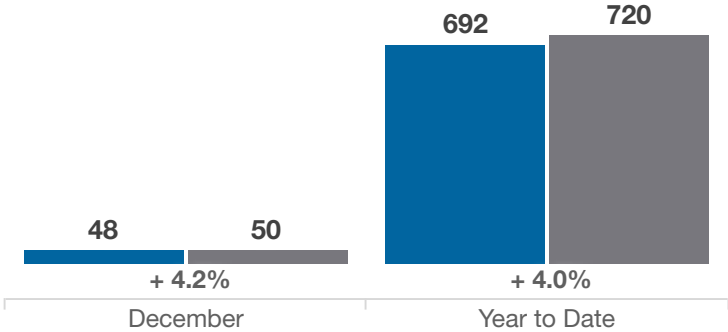
Closed Sales

■ 2023 ■ 2024



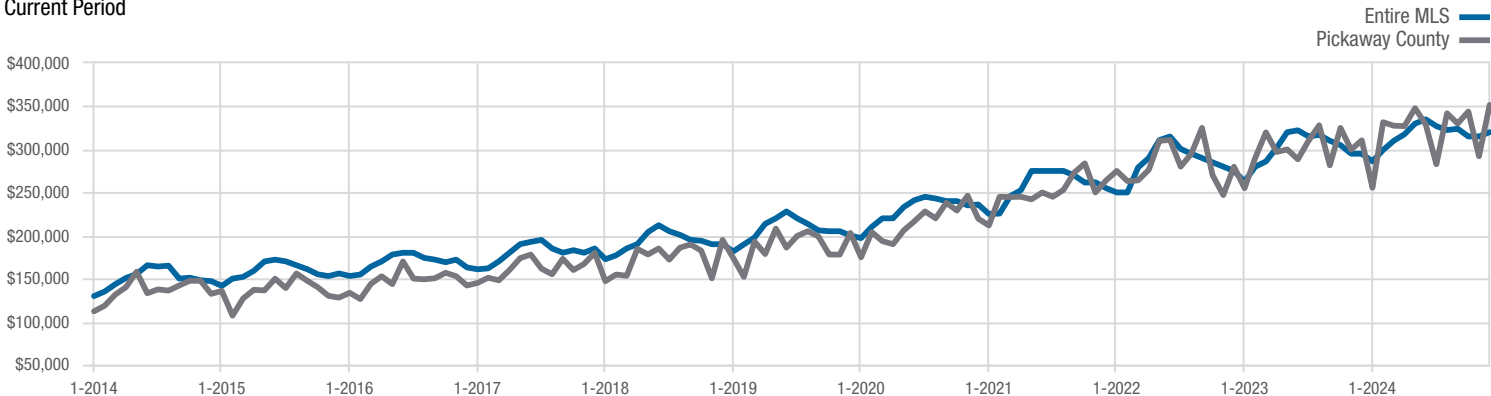
In Contracts

■ 2023 ■ 2024



Median Sales Price

Current Period



Each data point represents the median sales price in a given month.

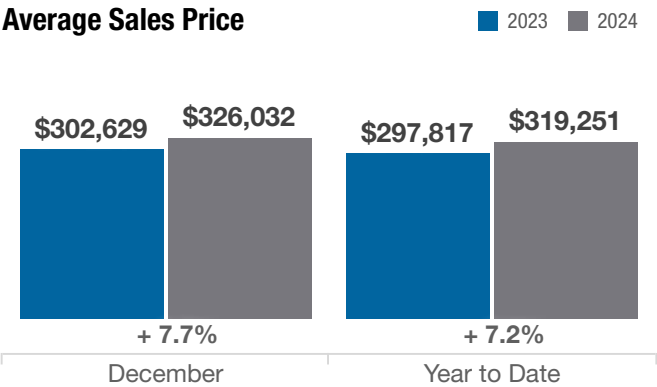
Local Market Update – December 2024

A RESEARCH TOOL PROVIDED BY THE COLUMBUS REALTORS®
BASED ON RESIDENTIAL LISTING DATA ONLY

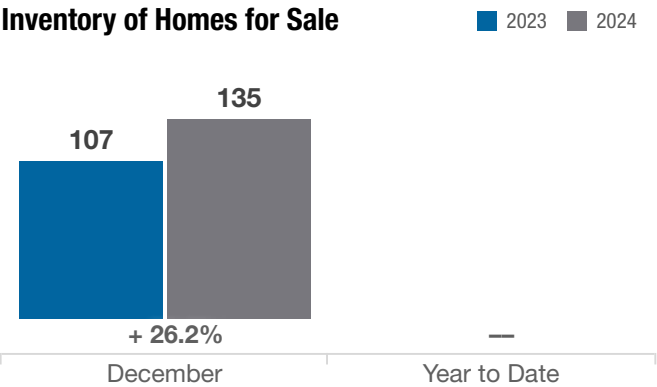


Pickaway County

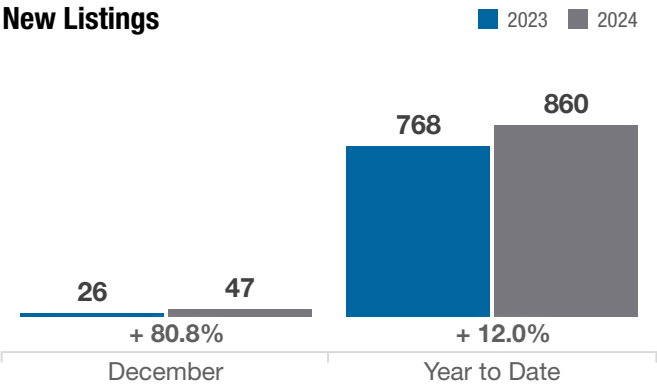
Average Sales Price



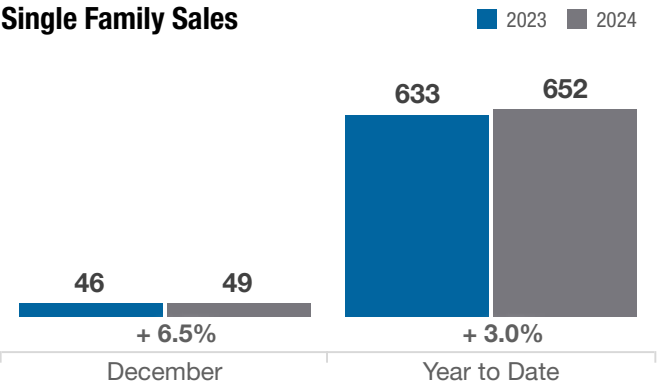
Inventory of Homes for Sale



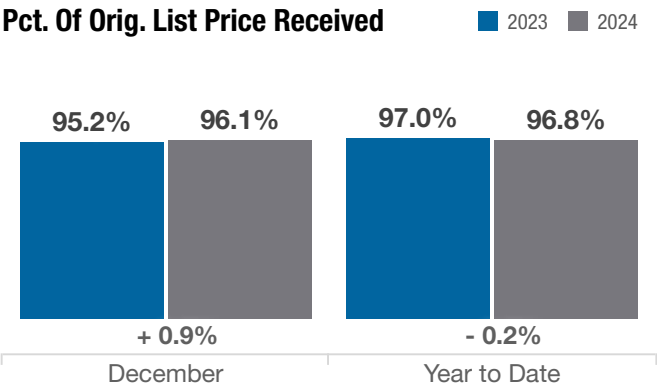
New Listings



Single Family Sales



Pct. Of Orig. List Price Received



Condo Sales

