

Local Market Update – December 2024

A RESEARCH TOOL PROVIDED BY THE COLUMBUS REALTORS®
BASED ON RESIDENTIAL LISTING DATA ONLY



Worthington (Corp.)

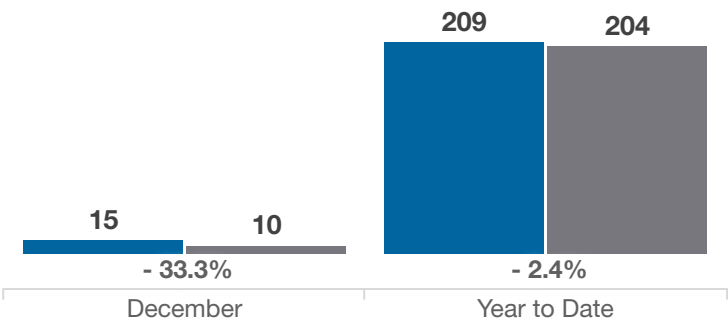
Franklin County

Key Metrics	December			Year to Date		
	2023	2024	% Change	Thru 12-2023	Thru 12-2024	% Change
Closed Sales	15	10	- 33.3%	209	204	- 2.4%
In Contracts	18	4	- 77.8%	217	198	- 8.8%
Average Sales Price*	\$525,380	\$475,980	- 9.4%	\$456,441	\$492,768	+ 8.0%
Median Sales Price*	\$464,900	\$452,000	- 2.8%	\$420,000	\$453,300	+ 7.9%
Average Price Per Square Foot*	\$269.46	\$260.32	- 3.4%	\$257.11	\$271.75	+ 5.7%
Percent of Original List Price Received*	97.4%	96.7%	- 0.7%	99.9%	99.3%	- 0.6%
Percent of Last List Price Received*	99.2%	101.2%	+ 2.0%	101.4%	100.9%	- 0.5%
Days on Market Until Sale	19	33	+ 73.7%	17	21	+ 23.5%
New Listings	9	5	- 44.4%	243	197	- 18.9%
Median List Price of New Listings	\$449,900	\$499,900	+ 11.1%	\$425,000	\$454,000	+ 6.8%
Median List Price at Time of Sale	\$468,900	\$439,450	- 6.3%	\$420,000	\$450,000	+ 7.1%
Inventory of Homes for Sale	20	8	- 60.0%	—	—	—
Months Supply of Inventory	1.1	0.5	- 54.5%	—	—	—

* Does not account for sale concessions and/or downpayment assistance. | Percent changes are calculated using rounded figures and can sometimes look extreme due to small sample size.

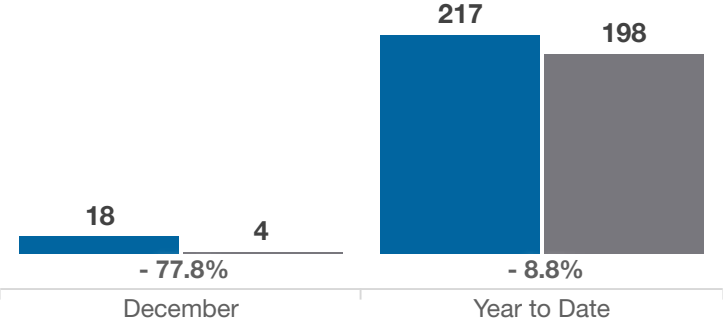
Closed Sales

■ 2023 ■ 2024



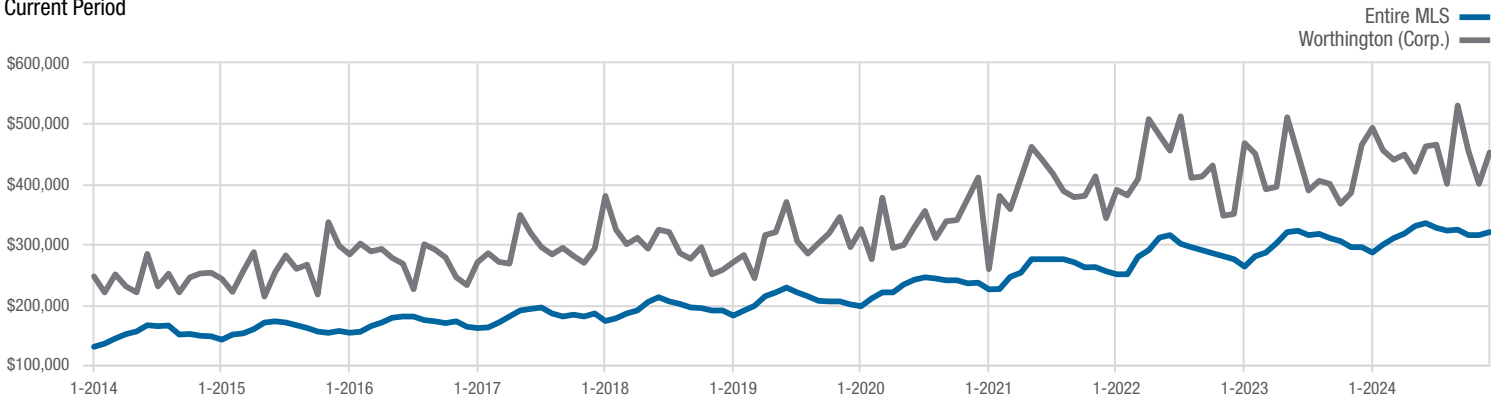
In Contracts

■ 2023 ■ 2024



Median Sales Price

Current Period



Each data point represents the median sales price in a given month.

Local Market Update – December 2024

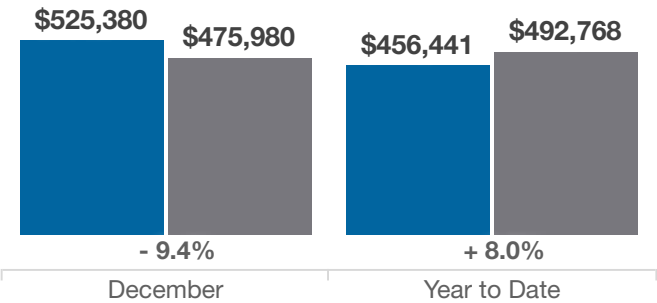
A RESEARCH TOOL PROVIDED BY THE COLUMBUS REALTORS®
BASED ON RESIDENTIAL LISTING DATA ONLY



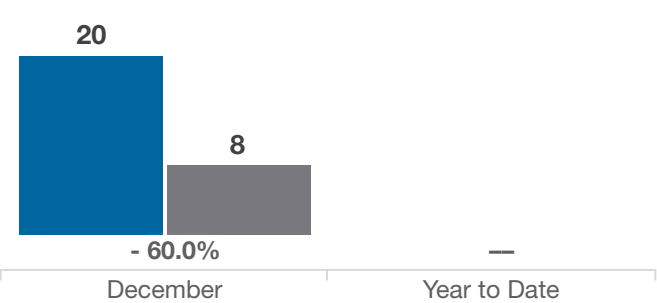
Worthington (Corp.)

Franklin County

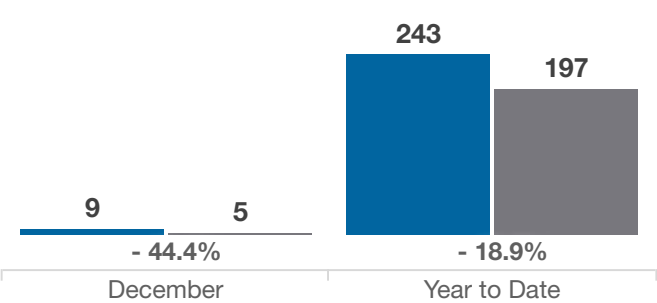
Average Sales Price 2023 2024



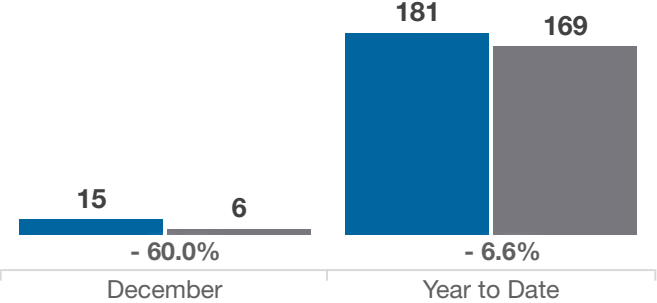
Inventory of Homes for Sale 2023 2024



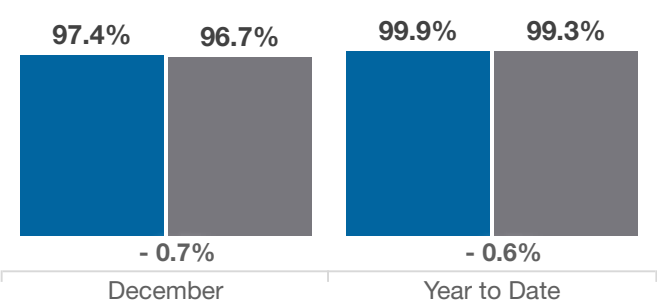
New Listings 2023 2024



Single Family Sales 2023 2024



Pct. Of Orig. List Price Received 2023 2024



Condo Sales 2023 2024

