

# Local Market Update – January 2025

A RESEARCH TOOL PROVIDED BY THE COLUMBUS REALTORS®  
BASED ON RESIDENTIAL LISTING DATA ONLY



## Beechwold / Clintonville

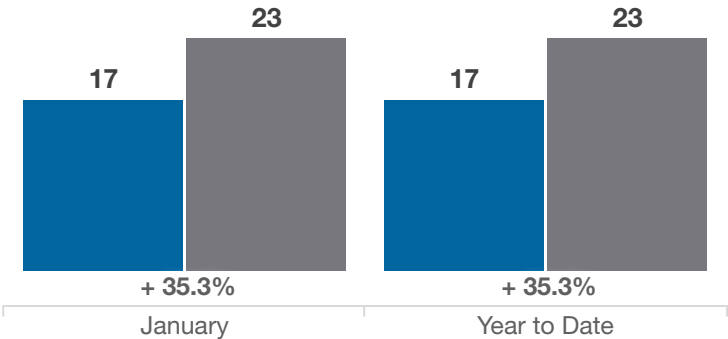
Franklin County (43214, 43202)

Key Metrics	January			Year to Date		
	2024	2025	% Change	Thru 1-2024	Thru 1-2025	% Change
Closed Sales	17	23	+ 35.3%	17	23	+ 35.3%
In Contracts	32	37	+ 15.6%	32	37	+ 15.6%
Average Sales Price*	\$397,653	\$380,867	- 4.2%	\$397,653	\$380,867	- 4.2%
Median Sales Price*	\$365,000	\$374,000	+ 2.5%	\$365,000	\$374,000	+ 2.5%
Average Price Per Square Foot*	\$278.46	\$293.63	+ 5.4%	\$278.46	\$293.63	+ 5.4%
Percent of Original List Price Received*	99.6%	96.7%	- 2.9%	99.6%	96.7%	- 2.9%
Percent of Last List Price Received*	100.6%	99.6%	- 1.0%	100.6%	99.6%	- 1.0%
Days on Market Until Sale	11	34	+ 209.1%	11	34	+ 209.1%
New Listings	30	36	+ 20.0%	30	36	+ 20.0%
Median List Price of New Listings	\$362,400	\$399,900	+ 10.3%	\$362,400	\$399,900	+ 10.3%
Median List Price at Time of Sale	\$384,900	\$389,900	+ 1.3%	\$384,900	\$389,900	+ 1.3%
Inventory of Homes for Sale	24	35	+ 45.8%	—	—	—
Months Supply of Inventory	0.6	0.8	+ 33.3%	—	—	—

\* Does not account for sale concessions and/or downpayment assistance. | Percent changes are calculated using rounded figures and can sometimes look extreme due to small sample size.

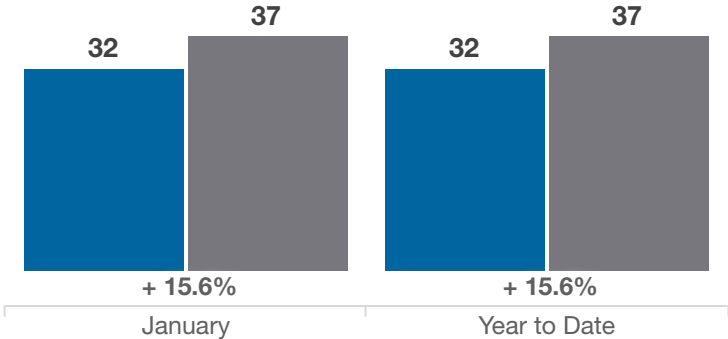
### Closed Sales

■ 2024 ■ 2025



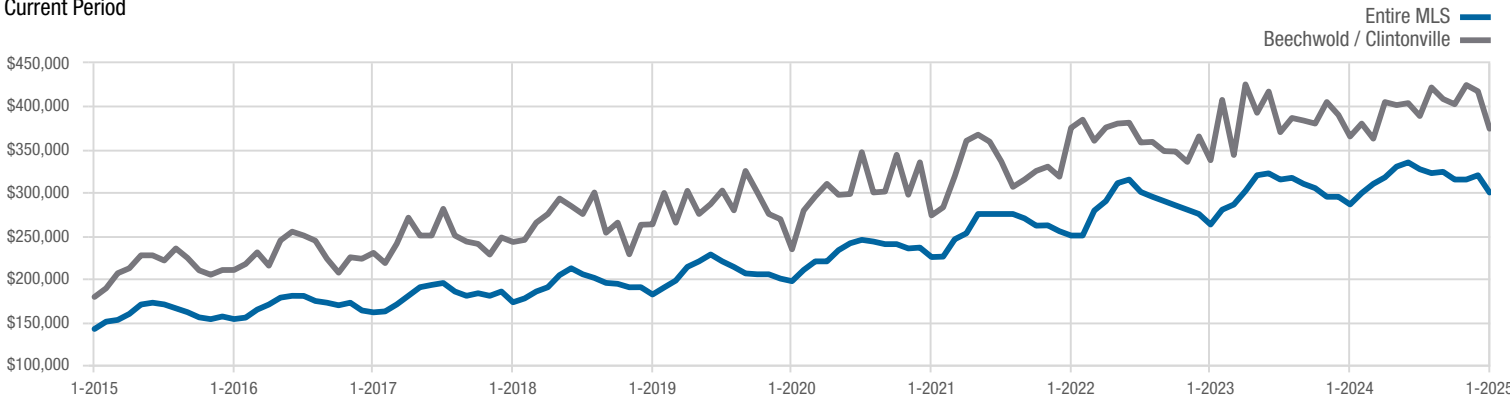
### In Contracts

■ 2024 ■ 2025



### Median Sales Price

Current Period



Each data point represents the median sales price in a given month.

# Local Market Update – January 2025

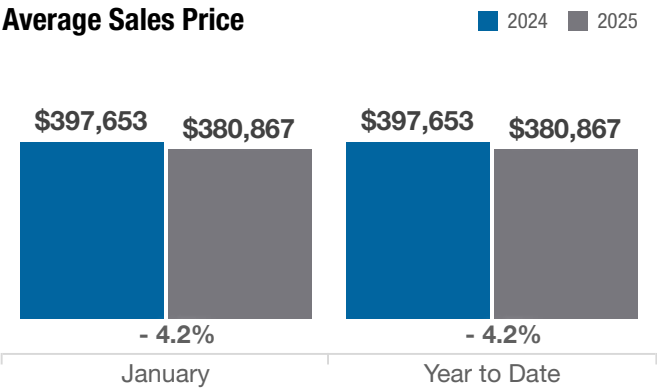
A RESEARCH TOOL PROVIDED BY THE COLUMBUS REALTORS®  
BASED ON RESIDENTIAL LISTING DATA ONLY



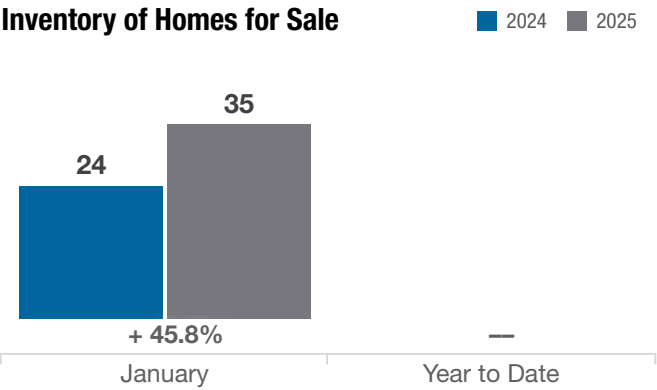
## Beechwold / Clintonville

Franklin County (43214, 43202)

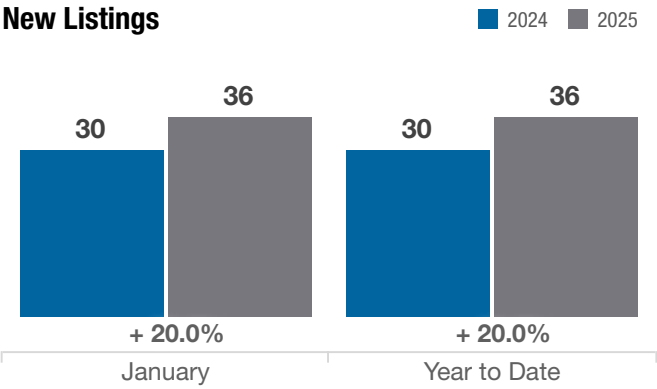
Average Sales Price



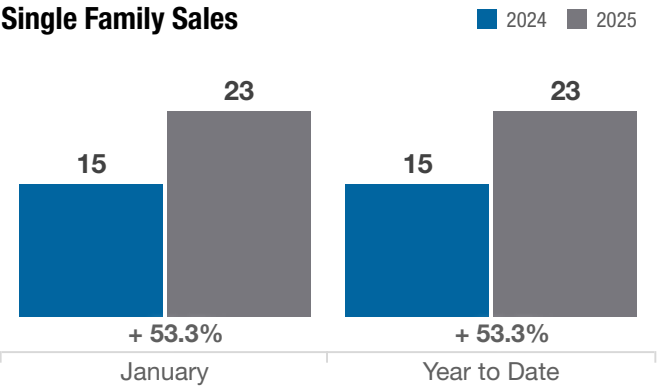
Inventory of Homes for Sale



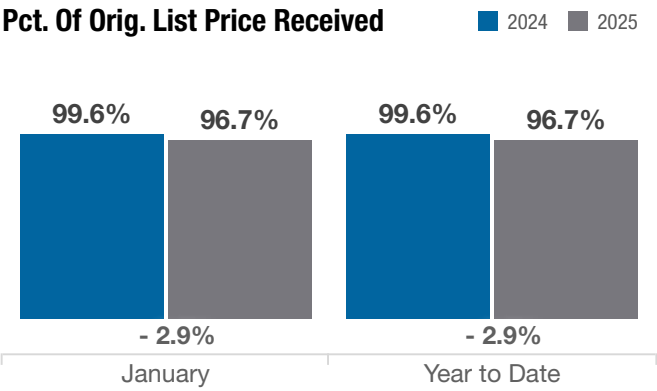
New Listings



Single Family Sales



Pct. Of Orig. List Price Received



Condo Sales

