

# Local Market Update – January 2025

A RESEARCH TOOL PROVIDED BY THE COLUMBUS REALTORS®  
BASED ON RESIDENTIAL LISTING DATA ONLY



## Big Walnut Local School District

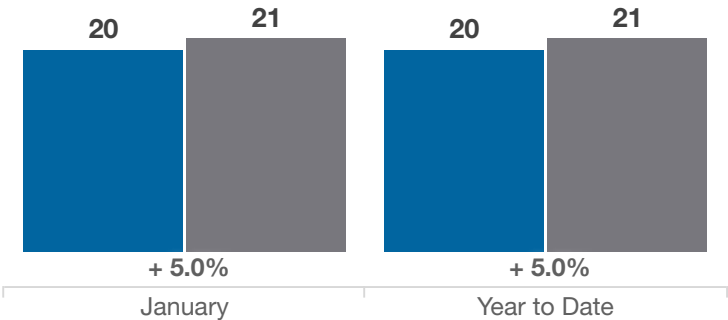
Delaware County

Key Metrics	January			Year to Date		
	2024	2025	% Change	Thru 1-2024	Thru 1-2025	% Change
Closed Sales	20	21	+ 5.0%	20	21	+ 5.0%
In Contracts	20	24	+ 20.0%	20	24	+ 20.0%
Average Sales Price*	\$599,251	\$523,280	- 12.7%	\$599,251	\$523,280	- 12.7%
Median Sales Price*	\$553,980	\$506,450	- 8.6%	\$553,980	\$506,450	- 8.6%
Average Price Per Square Foot*	\$261.19	\$236.30	- 9.5%	\$261.19	\$236.30	- 9.5%
Percent of Original List Price Received*	96.9%	94.6%	- 2.4%	96.9%	94.6%	- 2.4%
Percent of Last List Price Received*	98.1%	97.4%	- 0.7%	98.1%	97.4%	- 0.7%
Days on Market Until Sale	35	49	+ 40.0%	35	49	+ 40.0%
New Listings	20	26	+ 30.0%	20	26	+ 30.0%
Median List Price of New Listings	\$507,400	\$549,900	+ 8.4%	\$507,400	\$549,900	+ 8.4%
Median List Price at Time of Sale	\$577,450	\$509,900	- 11.7%	\$577,450	\$509,900	- 11.7%
Inventory of Homes for Sale	35	51	+ 45.7%	—	—	—
Months Supply of Inventory	1.5	1.9	+ 26.7%	—	—	—

\* Does not account for sale concessions and/or downpayment assistance. | Percent changes are calculated using rounded figures and can sometimes look extreme due to small sample size.

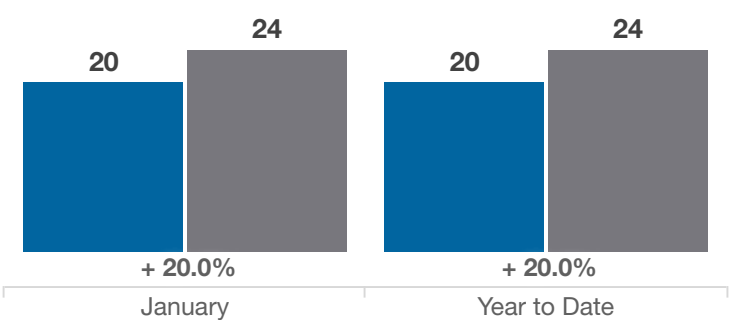
### Closed Sales

■ 2024 ■ 2025



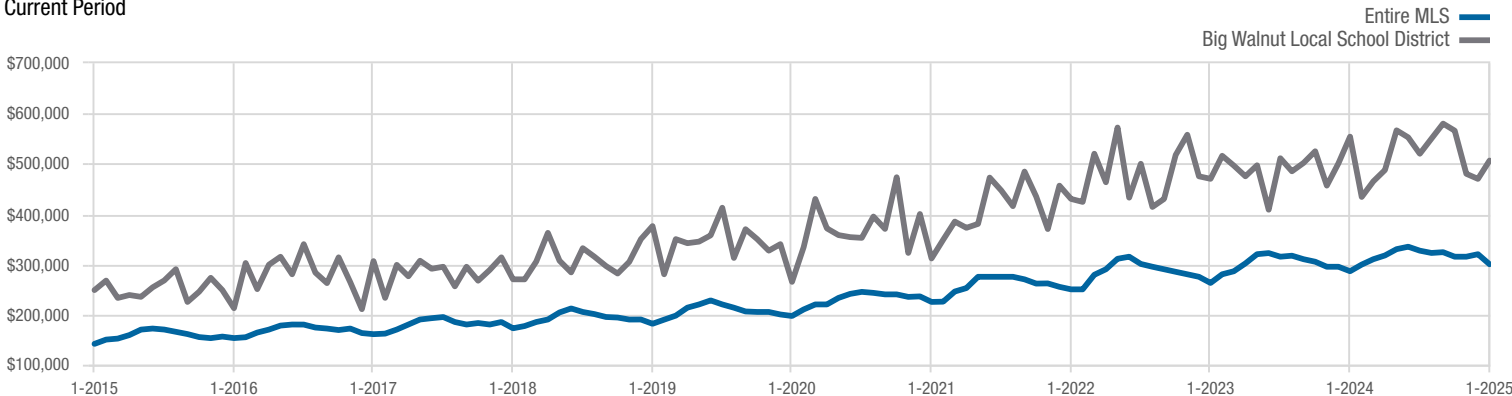
### In Contracts

■ 2024 ■ 2025



### Median Sales Price

Current Period



Each data point represents the median sales price in a given month.

# Local Market Update – January 2025

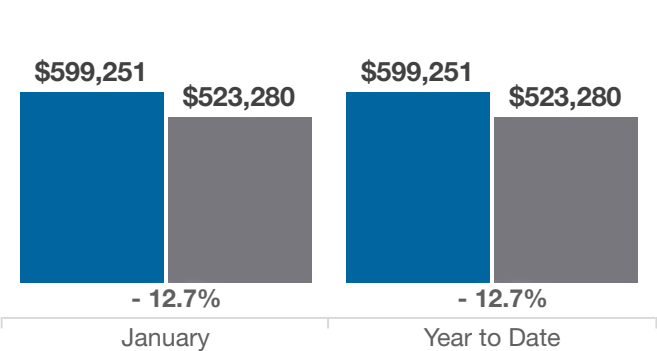
A RESEARCH TOOL PROVIDED BY THE COLUMBUS REALTORS®  
BASED ON RESIDENTIAL LISTING DATA ONLY



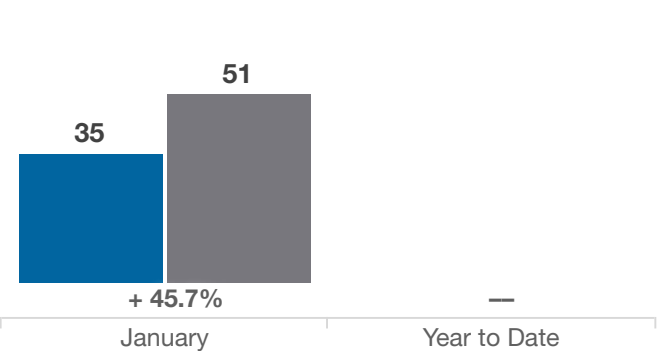
## Big Walnut Local School District

Delaware County

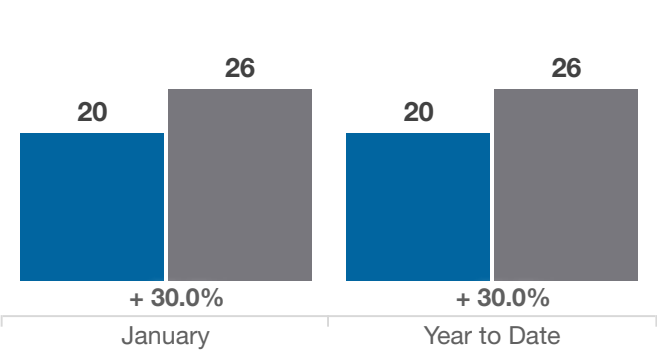
Average Sales Price



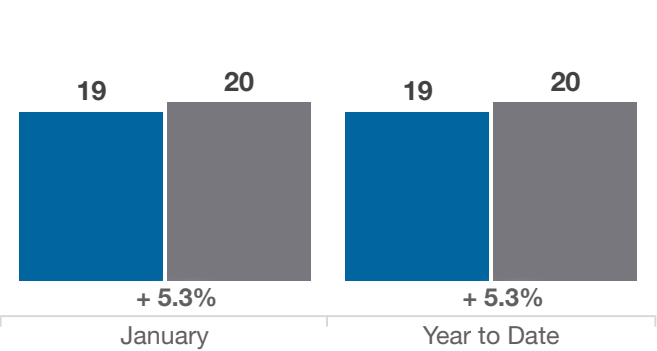
Inventory of Homes for Sale



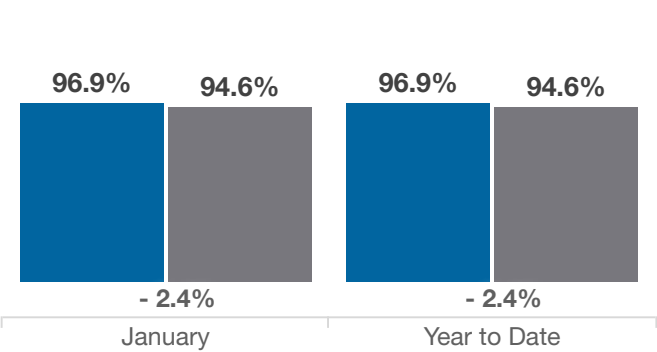
New Listings



Single Family Sales



Pct. Of Orig. List Price Received



Condo Sales

