

Local Market Update – January 2025

A RESEARCH TOOL PROVIDED BY THE COLUMBUS REALTORS®
BASED ON RESIDENTIAL LISTING DATA ONLY



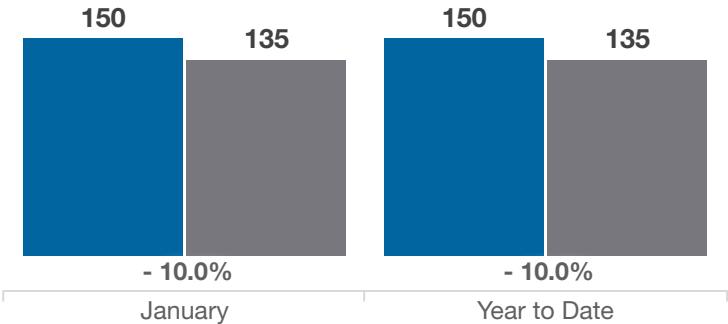
Delaware County

| Key Metrics | January | | | Year to Date | | |
|--|-----------|-----------|----------|--------------|-------------|----------|
| | 2024 | 2025 | % Change | Thru 1-2024 | Thru 1-2025 | % Change |
| Closed Sales | 150 | 135 | - 10.0% | 150 | 135 | - 10.0% |
| In Contracts | 203 | 177 | - 12.8% | 203 | 177 | - 12.8% |
| Average Sales Price* | \$463,927 | \$537,534 | + 15.9% | \$463,927 | \$537,534 | + 15.9% |
| Median Sales Price* | \$446,450 | \$495,315 | + 10.9% | \$446,450 | \$495,315 | + 10.9% |
| Average Price Per Square Foot* | \$215.42 | \$228.05 | + 5.9% | \$215.42 | \$228.05 | + 5.9% |
| Percent of Original List Price Received* | 97.2% | 96.2% | - 1.0% | 97.2% | 96.2% | - 1.0% |
| Percent of Last List Price Received* | 98.9% | 98.2% | - 0.7% | 98.9% | 98.2% | - 0.7% |
| Days on Market Until Sale | 37 | 43 | + 16.2% | 37 | 43 | + 16.2% |
| New Listings | 195 | 200 | + 2.6% | 195 | 200 | + 2.6% |
| Median List Price of New Listings | \$484,900 | \$505,645 | + 4.3% | \$484,900 | \$505,645 | + 4.3% |
| Median List Price at Time of Sale | \$451,059 | \$497,315 | + 10.3% | \$451,059 | \$497,315 | + 10.3% |
| Inventory of Homes for Sale | 265 | 338 | + 27.5% | — | — | — |
| Months Supply of Inventory | 1.2 | 1.4 | + 16.7% | — | — | — |

* Does not account for sale concessions and/or downpayment assistance. | Percent changes are calculated using rounded figures and can sometimes look extreme due to small sample size.

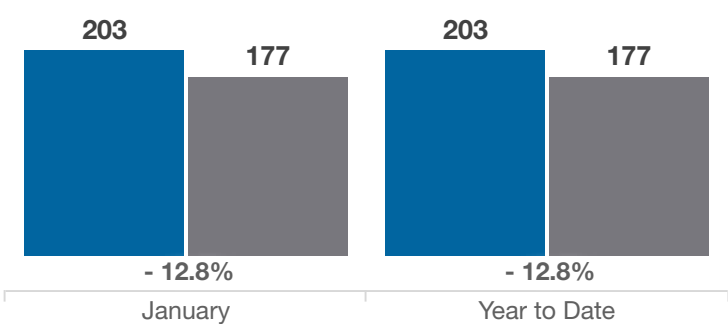
Closed Sales

■ 2024 ■ 2025



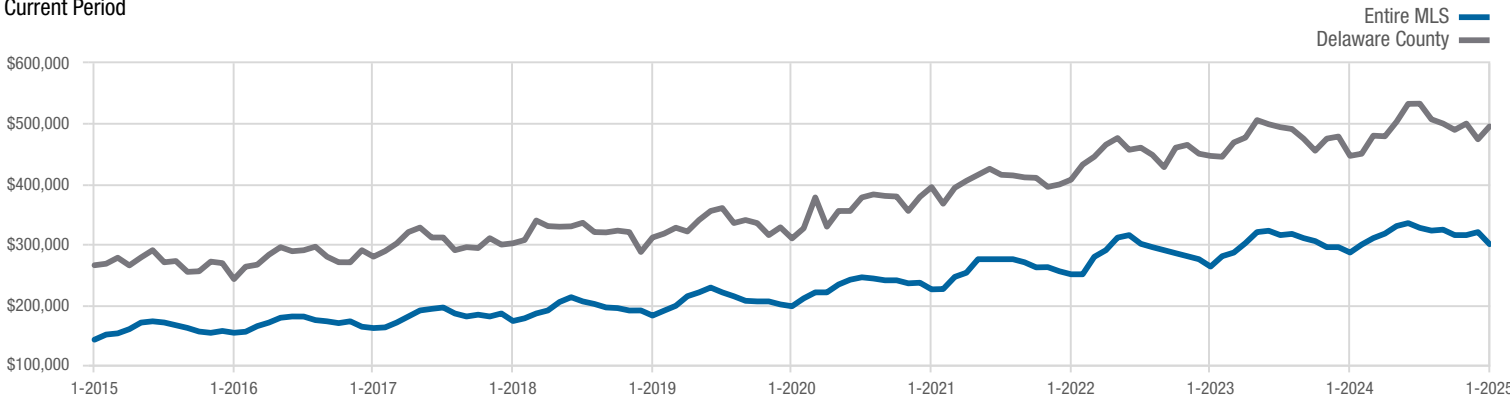
In Contracts

■ 2024 ■ 2025



Median Sales Price

Current Period



Each data point represents the median sales price in a given month.

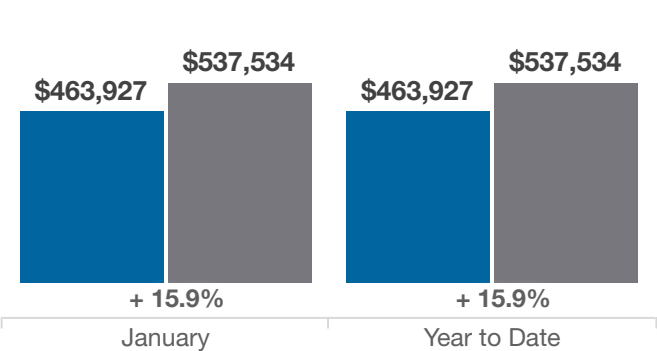
Local Market Update – January 2025

A RESEARCH TOOL PROVIDED BY THE COLUMBUS REALTORS®
BASED ON RESIDENTIAL LISTING DATA ONLY

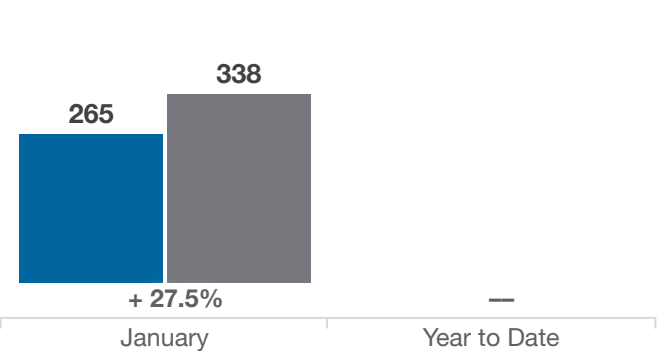


Delaware County

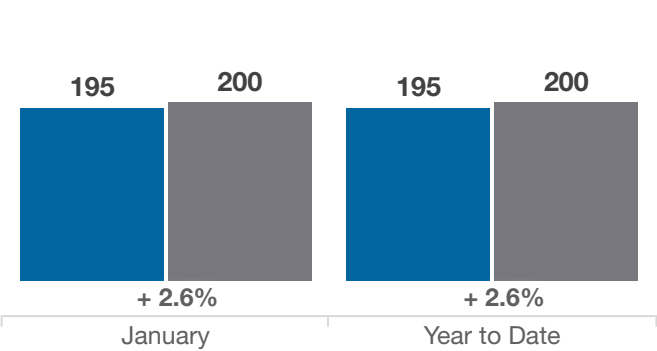
Average Sales Price



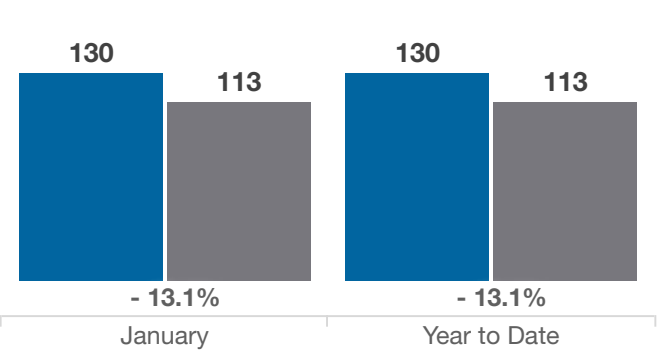
Inventory of Homes for Sale



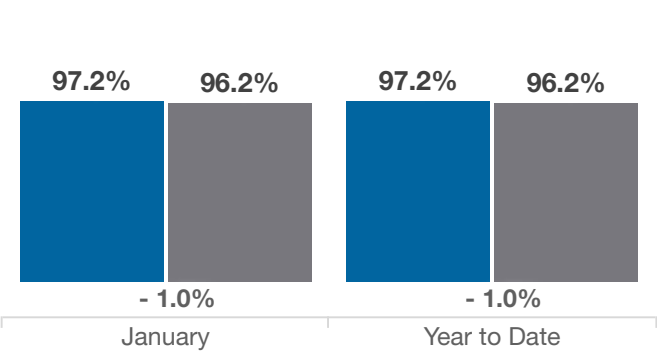
New Listings



Single Family Sales



Pct. Of Orig. List Price Received



Condo Sales

