

Local Market Update – January 2025

A RESEARCH TOOL PROVIDED BY THE COLUMBUS REALTORS®
BASED ON RESIDENTIAL LISTING DATA ONLY



Dublin (Corp.)

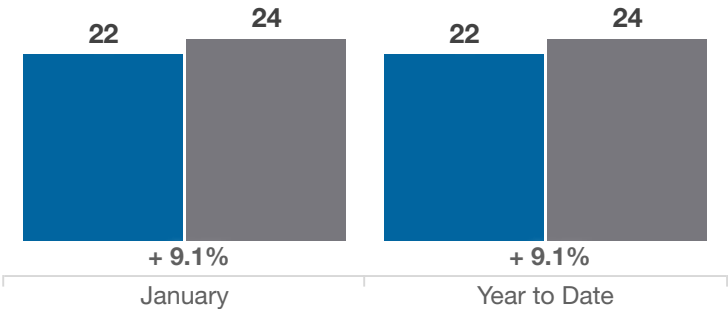
Franklin, Delaware and Union Counties

Key Metrics	January			Year to Date		
	2024	2025	% Change	Thru 1-2024	Thru 1-2025	% Change
Closed Sales	22	24	+ 9.1%	22	24	+ 9.1%
In Contracts	25	25	0.0%	25	25	0.0%
Average Sales Price*	\$527,586	\$753,792	+ 42.9%	\$527,586	\$753,792	+ 42.9%
Median Sales Price*	\$530,000	\$644,500	+ 21.6%	\$530,000	\$644,500	+ 21.6%
Average Price Per Square Foot*	\$226.74	\$245.80	+ 8.4%	\$226.74	\$245.80	+ 8.4%
Percent of Original List Price Received*	97.0%	96.7%	- 0.3%	97.0%	96.7%	- 0.3%
Percent of Last List Price Received*	98.4%	98.6%	+ 0.2%	98.4%	98.6%	+ 0.2%
Days on Market Until Sale	27	60	+ 122.2%	27	60	+ 122.2%
New Listings	20	23	+ 15.0%	20	23	+ 15.0%
Median List Price of New Listings	\$407,500	\$650,000	+ 59.5%	\$407,500	\$650,000	+ 59.5%
Median List Price at Time of Sale	\$557,450	\$637,000	+ 14.3%	\$557,450	\$637,000	+ 14.3%
Inventory of Homes for Sale	22	40	+ 81.8%	—	—	—
Months Supply of Inventory	0.5	0.9	+ 80.0%	—	—	—

* Does not account for sale concessions and/or downpayment assistance. | Percent changes are calculated using rounded figures and can sometimes look extreme due to small sample size.

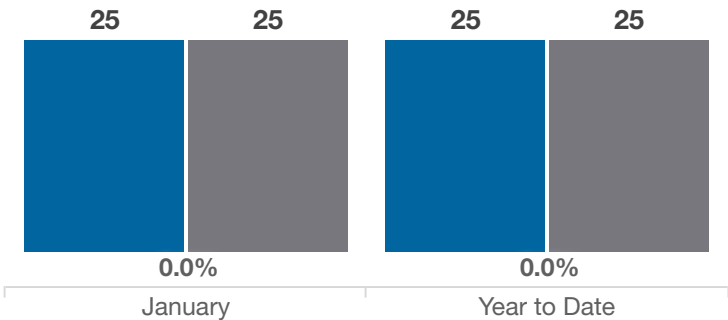
Closed Sales

■ 2024 ■ 2025



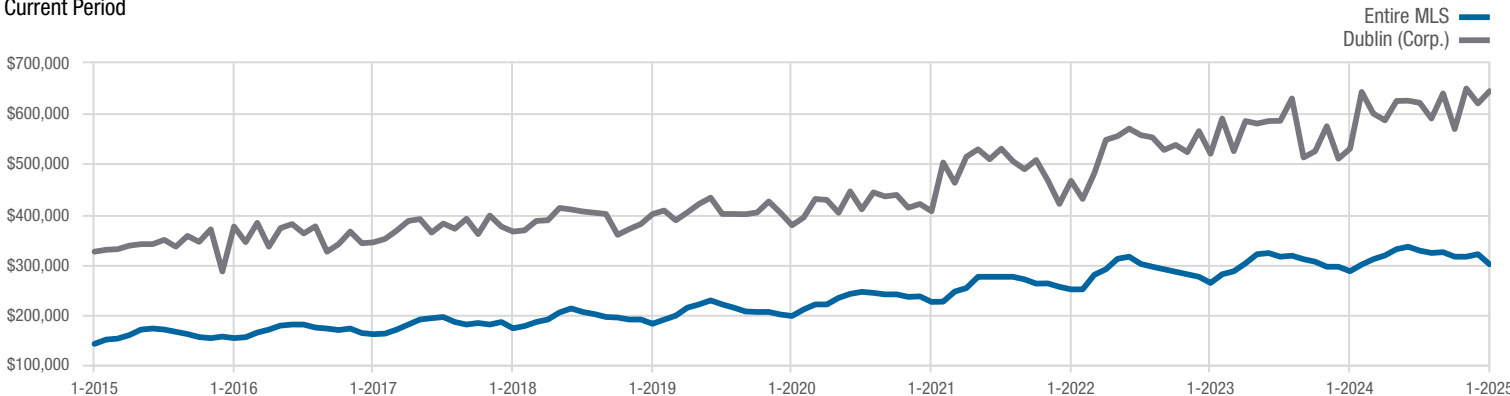
In Contracts

■ 2024 ■ 2025



Median Sales Price

Current Period



Each data point represents the median sales price in a given month.

Local Market Update – January 2025

A RESEARCH TOOL PROVIDED BY THE COLUMBUS REALTORS®
BASED ON RESIDENTIAL LISTING DATA ONLY



Dublin (Corp.)

Franklin, Delaware and Union Counties

