

# Local Market Update – January 2025

A RESEARCH TOOL PROVIDED BY THE COLUMBUS REALTORS®  
BASED ON RESIDENTIAL LISTING DATA ONLY



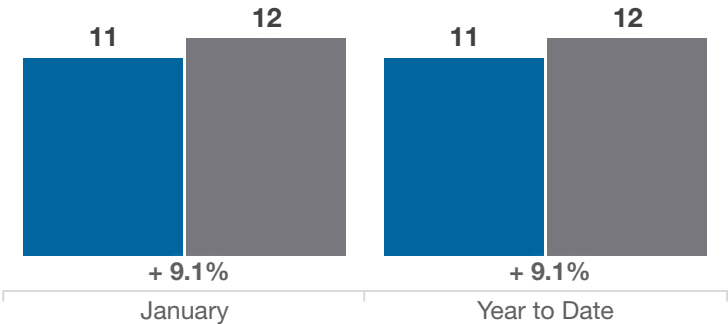
## Fayette County

Key Metrics	January			Year to Date		
	2024	2025	% Change	Thru 1-2024	Thru 1-2025	% Change
Closed Sales	11	12	+ 9.1%	11	12	+ 9.1%
In Contracts	26	19	- 26.9%	26	19	- 26.9%
Average Sales Price*	\$162,920	\$227,075	+ 39.4%	\$162,920	\$227,075	+ 39.4%
Median Sales Price*	\$159,450	\$200,000	+ 25.4%	\$159,450	\$200,000	+ 25.4%
Average Price Per Square Foot*	\$98.75	\$142.63	+ 44.4%	\$98.75	\$142.63	+ 44.4%
Percent of Original List Price Received*	100.5%	92.7%	- 7.8%	100.5%	92.7%	- 7.8%
Percent of Last List Price Received*	100.9%	97.3%	- 3.6%	100.9%	97.3%	- 3.6%
Days on Market Until Sale	43	41	- 4.7%	43	41	- 4.7%
New Listings	25	23	- 8.0%	25	23	- 8.0%
Median List Price of New Listings	\$209,950	\$205,000	- 2.4%	\$209,950	\$205,000	- 2.4%
Median List Price at Time of Sale	\$159,400	\$214,250	+ 34.4%	\$159,400	\$214,250	+ 34.4%
Inventory of Homes for Sale	38	36	- 5.3%	—	—	—
Months Supply of Inventory	1.5	1.5	0.0%	—	—	—

\* Does not account for sale concessions and/or downpayment assistance. | Percent changes are calculated using rounded figures and can sometimes look extreme due to small sample size.

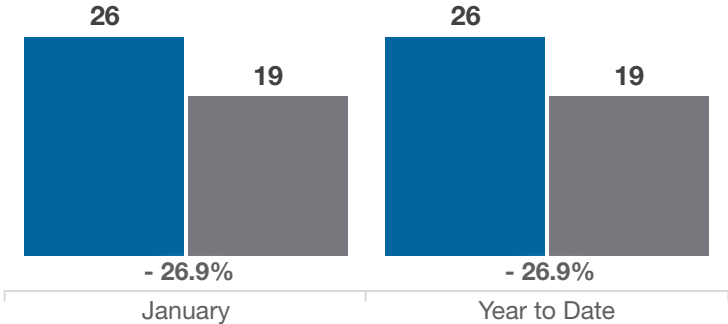
### Closed Sales

■ 2024 ■ 2025



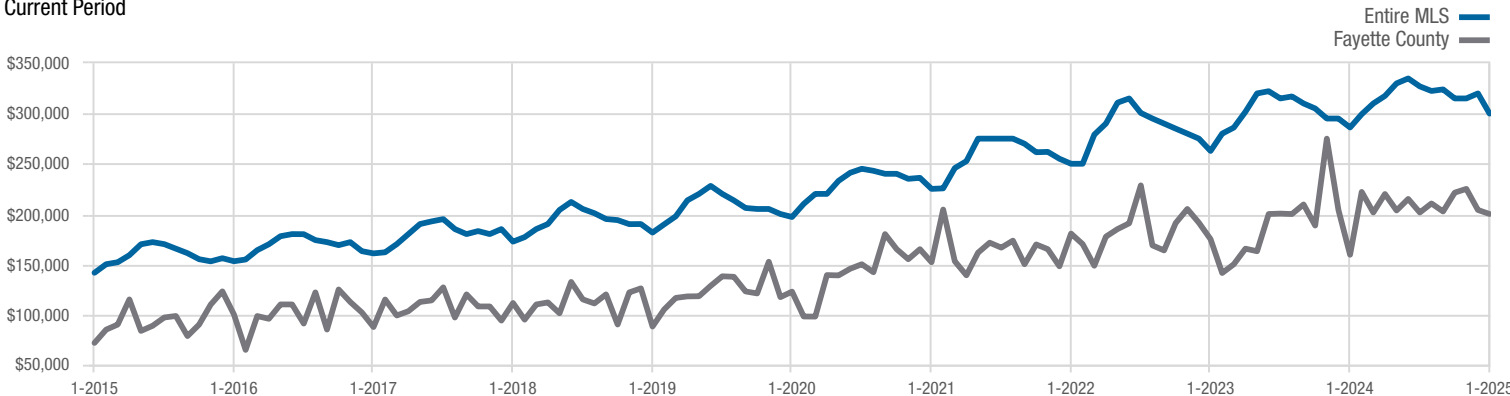
### In Contracts

■ 2024 ■ 2025



### Median Sales Price

Current Period



Each data point represents the median sales price in a given month.

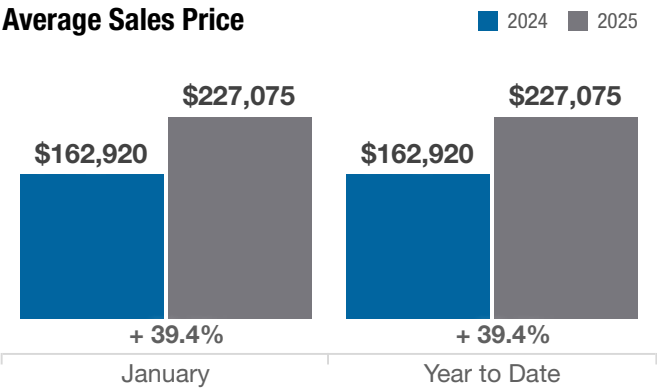
# Local Market Update – January 2025

A RESEARCH TOOL PROVIDED BY THE COLUMBUS REALTORS®  
BASED ON RESIDENTIAL LISTING DATA ONLY

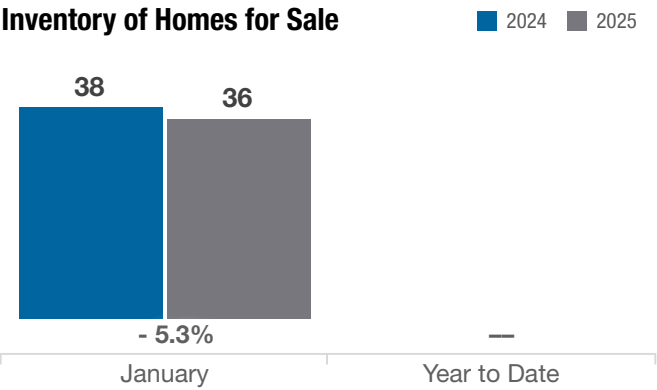


## Fayette County

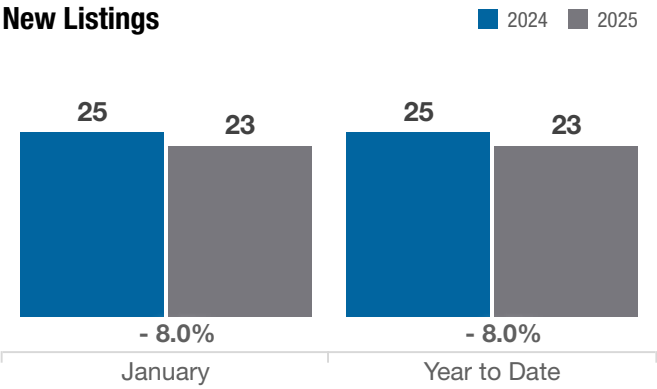
Average Sales Price



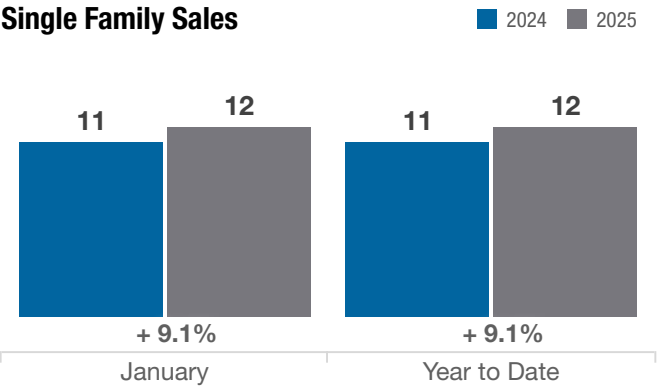
Inventory of Homes for Sale



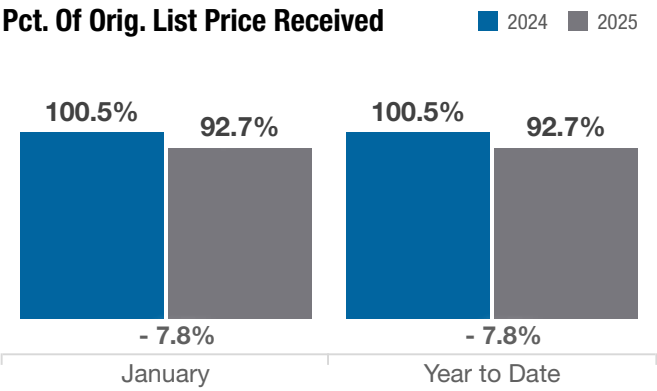
New Listings



Single Family Sales



Pct. Of Orig. List Price Received



Condo Sales

