

# Local Market Update – January 2025

A RESEARCH TOOL PROVIDED BY THE COLUMBUS REALTORS®  
BASED ON RESIDENTIAL LISTING DATA ONLY



## Gahanna Jefferson City School District

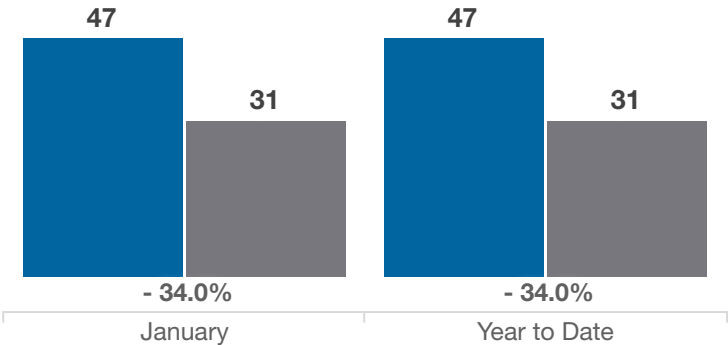
Franklin County

Key Metrics	January			Year to Date		
	2024	2025	% Change	Thru 1-2024	Thru 1-2025	% Change
Closed Sales	47	31	- 34.0%	47	31	- 34.0%
In Contracts	57	42	- 26.3%	57	42	- 26.3%
Average Sales Price*	\$502,956	\$453,435	- 9.8%	\$502,956	\$453,435	- 9.8%
Median Sales Price*	\$415,000	\$397,000	- 4.3%	\$415,000	\$397,000	- 4.3%
Average Price Per Square Foot*	\$218.46	\$228.86	+ 4.8%	\$218.46	\$228.86	+ 4.8%
Percent of Original List Price Received*	97.3%	95.7%	- 1.6%	97.3%	95.7%	- 1.6%
Percent of Last List Price Received*	98.7%	98.6%	- 0.1%	98.7%	98.6%	- 0.1%
Days on Market Until Sale	25	28	+ 12.0%	25	28	+ 12.0%
New Listings	33	35	+ 6.1%	33	35	+ 6.1%
Median List Price of New Listings	\$374,900	\$420,000	+ 12.0%	\$374,900	\$420,000	+ 12.0%
Median List Price at Time of Sale	\$415,000	\$399,900	- 3.6%	\$415,000	\$399,900	- 3.6%
Inventory of Homes for Sale	34	62	+ 82.4%	—	—	—
Months Supply of Inventory	0.7	1.2	+ 71.4%	—	—	—

\* Does not account for sale concessions and/or downpayment assistance. | Percent changes are calculated using rounded figures and can sometimes look extreme due to small sample size.

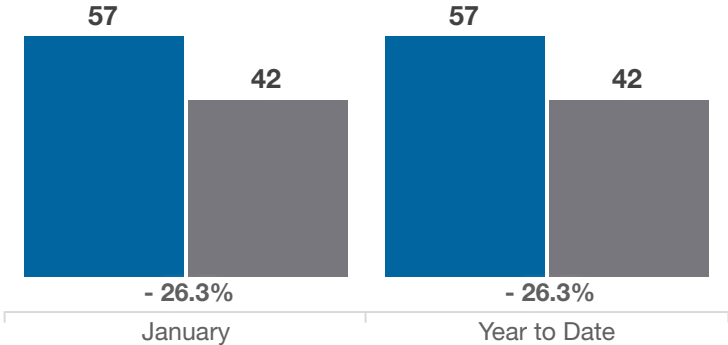
### Closed Sales

■ 2024 ■ 2025



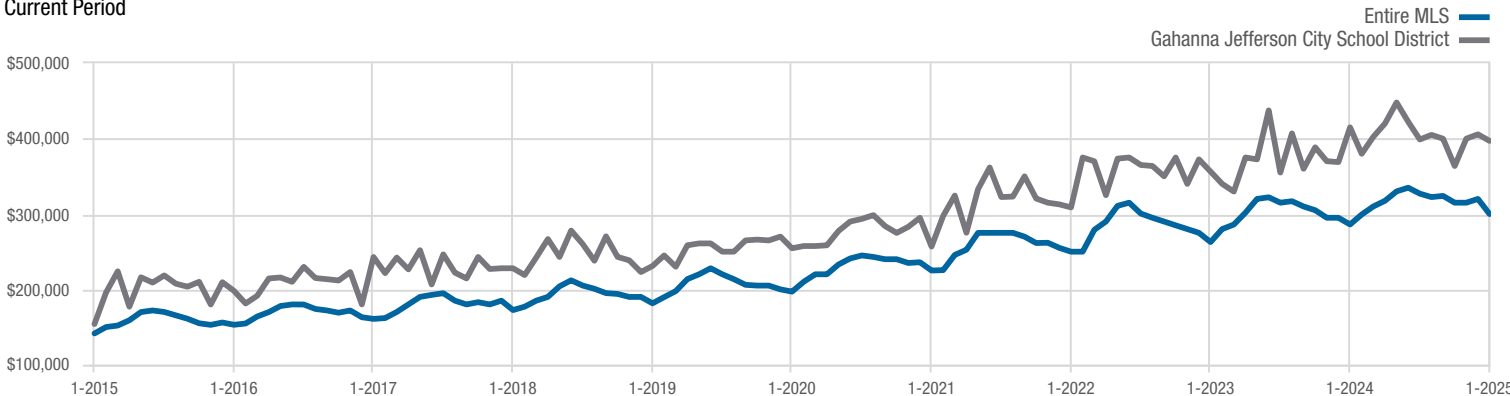
### In Contracts

■ 2024 ■ 2025



### Median Sales Price

Current Period



Each data point represents the median sales price in a given month.

# Local Market Update – January 2025

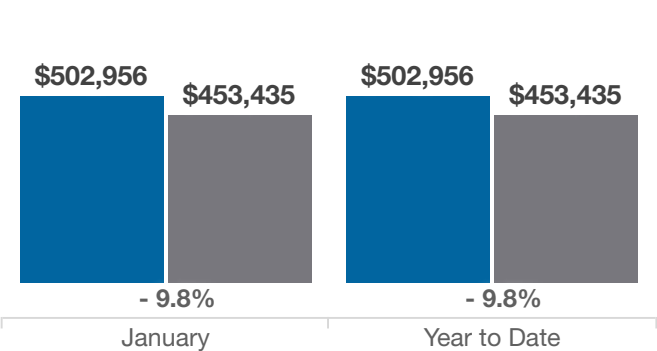
A RESEARCH TOOL PROVIDED BY THE COLUMBUS REALTORS®  
BASED ON RESIDENTIAL LISTING DATA ONLY



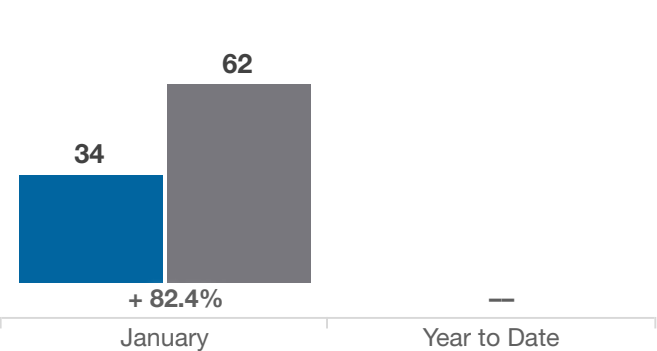
## Gahanna Jefferson City School District

Franklin County

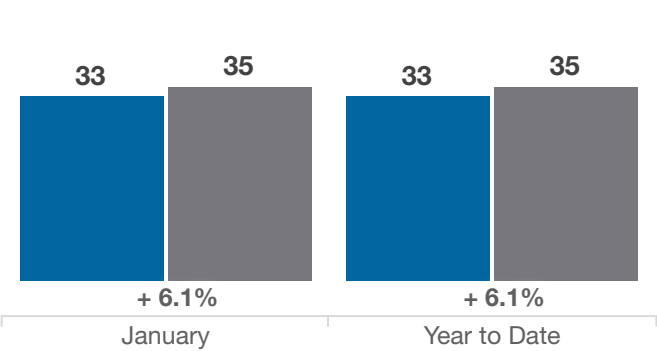
Average Sales Price



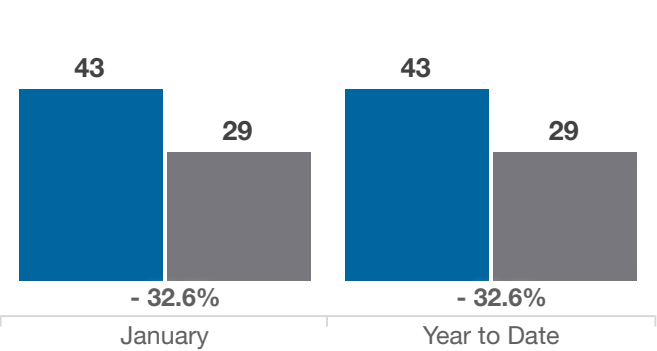
Inventory of Homes for Sale



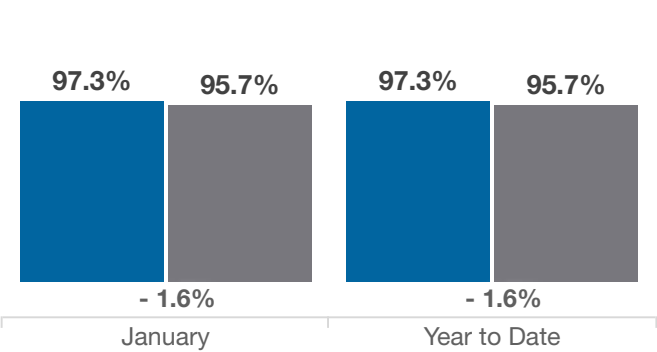
New Listings



Single Family Sales



Pct. Of Orig. List Price Received



Condo Sales

