

Local Market Update – January 2025

A RESEARCH TOOL PROVIDED BY THE COLUMBUS REALTORS®
BASED ON RESIDENTIAL LISTING DATA ONLY



Jonathan Alder Local School District (Plain City)

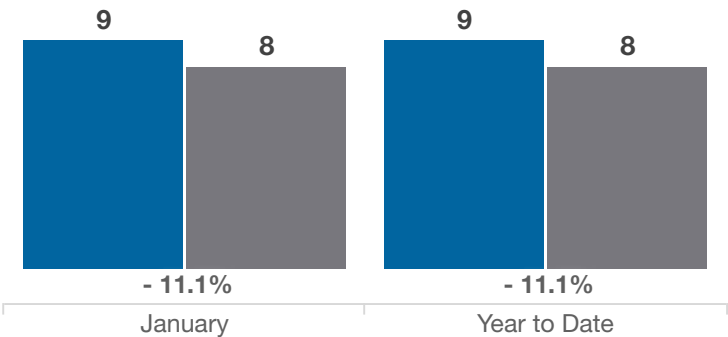
Madison and Union Counties

Key Metrics	January			Year to Date		
	2024	2025	% Change	Thru 1-2024	Thru 1-2025	% Change
Closed Sales	9	8	- 11.1%	9	8	- 11.1%
In Contracts	16	16	0.0%	16	16	0.0%
Average Sales Price*	\$248,220	\$511,612	+ 106.1%	\$248,220	\$511,612	+ 106.1%
Median Sales Price*	\$265,000	\$484,618	+ 82.9%	\$265,000	\$484,618	+ 82.9%
Average Price Per Square Foot*	\$143.58	\$227.27	+ 58.3%	\$143.58	\$227.27	+ 58.3%
Percent of Original List Price Received*	107.0%	98.1%	- 8.3%	107.0%	98.1%	- 8.3%
Percent of Last List Price Received*	111.0%	99.3%	- 10.5%	111.0%	99.3%	- 10.5%
Days on Market Until Sale	38	50	+ 31.6%	38	50	+ 31.6%
New Listings	30	26	- 13.3%	30	26	- 13.3%
Median List Price of New Listings	\$467,400	\$451,330	- 3.4%	\$467,400	\$451,330	- 3.4%
Median List Price at Time of Sale	\$249,500	\$485,965	+ 94.8%	\$249,500	\$485,965	+ 94.8%
Inventory of Homes for Sale	34	67	+ 97.1%	—	—	—
Months Supply of Inventory	2.6	3.6	+ 38.5%	—	—	—

* Does not account for sale concessions and/or downpayment assistance. | Percent changes are calculated using rounded figures and can sometimes look extreme due to small sample size.

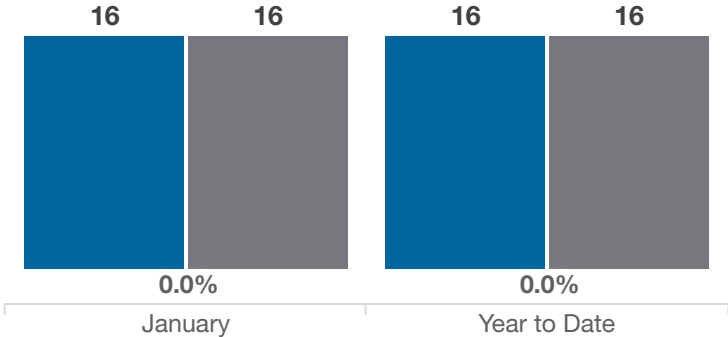
Closed Sales

■ 2024 ■ 2025



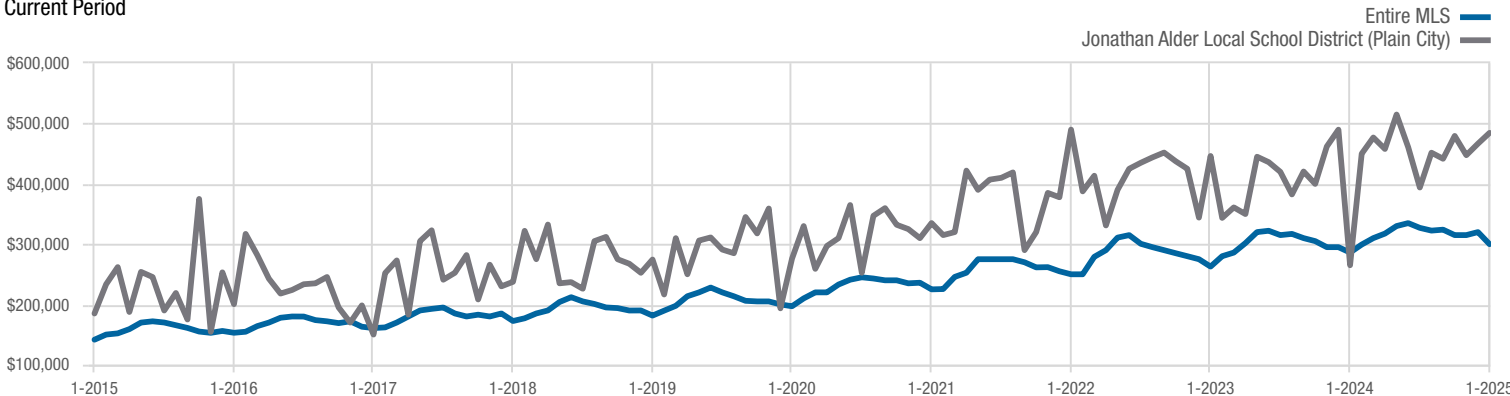
In Contracts

■ 2024 ■ 2025



Median Sales Price

Current Period



Each data point represents the median sales price in a given month.

Local Market Update – January 2025

A RESEARCH TOOL PROVIDED BY THE COLUMBUS REALTORS®
BASED ON RESIDENTIAL LISTING DATA ONLY



Jonathan Alder Local School District (Plain City)

Madison and Union Counties

