

Local Market Update – January 2025

A RESEARCH TOOL PROVIDED BY THE COLUMBUS REALTORS®
BASED ON RESIDENTIAL LISTING DATA ONLY



Lancaster City School District

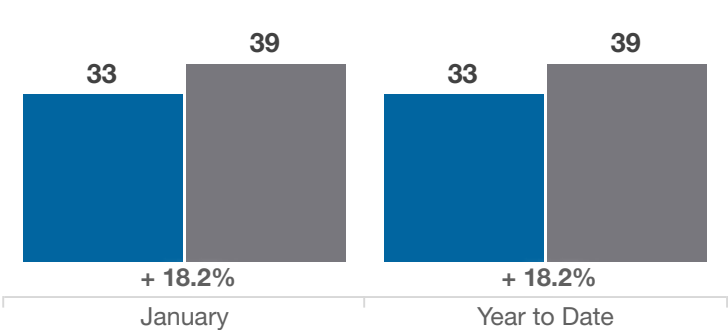
Fairfield County

Key Metrics	January			Year to Date		
	2024	2025	% Change	Thru 1-2024	Thru 1-2025	% Change
Closed Sales	33	39	+ 18.2%	33	39	+ 18.2%
In Contracts	40	44	+ 10.0%	40	44	+ 10.0%
Average Sales Price*	\$276,771	\$225,731	- 18.4%	\$276,771	\$225,731	- 18.4%
Median Sales Price*	\$234,000	\$220,000	- 6.0%	\$234,000	\$220,000	- 6.0%
Average Price Per Square Foot*	\$167.69	\$161.03	- 4.0%	\$167.69	\$161.03	- 4.0%
Percent of Original List Price Received*	95.4%	94.6%	- 0.8%	95.4%	94.6%	- 0.8%
Percent of Last List Price Received*	97.2%	97.8%	+ 0.6%	97.2%	97.8%	+ 0.6%
Days on Market Until Sale	31	36	+ 16.1%	31	36	+ 16.1%
New Listings	42	42	0.0%	42	42	0.0%
Median List Price of New Listings	\$212,000	\$225,000	+ 6.1%	\$212,000	\$225,000	+ 6.1%
Median List Price at Time of Sale	\$235,000	\$224,900	- 4.3%	\$235,000	\$224,900	- 4.3%
Inventory of Homes for Sale	44	63	+ 43.2%	—	—	—
Months Supply of Inventory	0.9	1.1	+ 22.2%	—	—	—

* Does not account for sale concessions and/or downpayment assistance. | Percent changes are calculated using rounded figures and can sometimes look extreme due to small sample size.

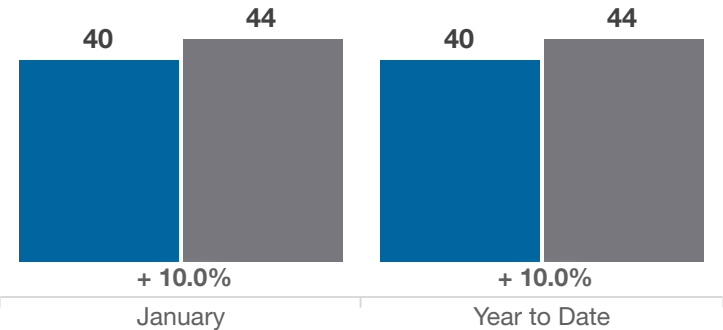
Closed Sales

■ 2024 ■ 2025



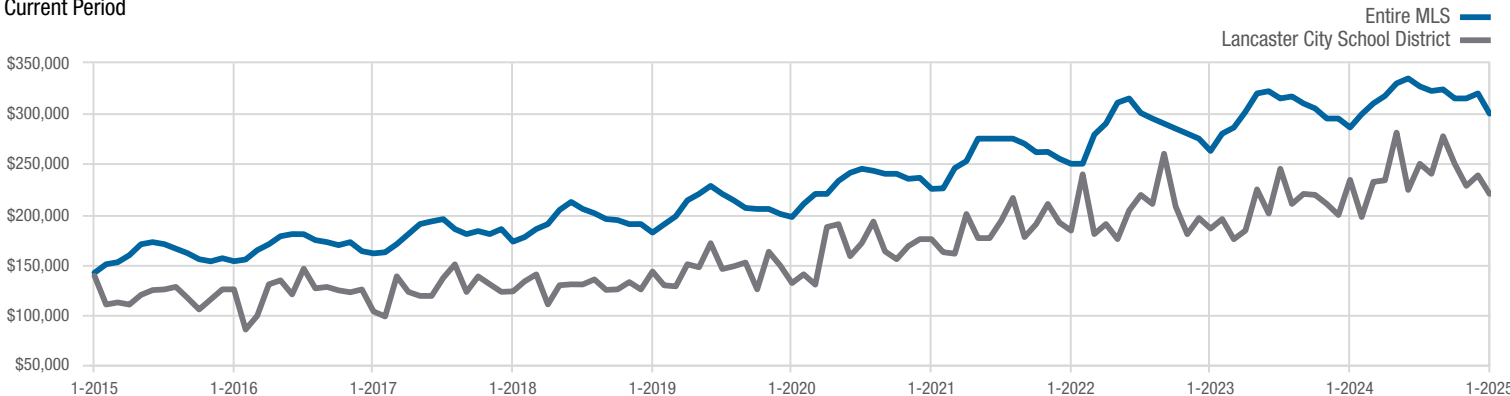
In Contracts

■ 2024 ■ 2025



Median Sales Price

Current Period



Each data point represents the median sales price in a given month.

Local Market Update – January 2025

A RESEARCH TOOL PROVIDED BY THE COLUMBUS REALTORS®
BASED ON RESIDENTIAL LISTING DATA ONLY



Lancaster City School District

Fairfield County

