

Local Market Update – January 2025

A RESEARCH TOOL PROVIDED BY THE COLUMBUS REALTORS®
BASED ON RESIDENTIAL LISTING DATA ONLY



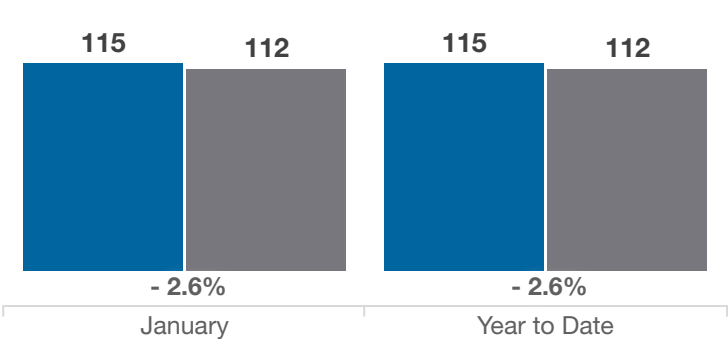
Licking County

| Key Metrics | January | | | Year to Date | | |
|------------------------------------------|-----------|-----------|----------|--------------|-------------|----------|
| | 2024 | 2025 | % Change | Thru 1-2024 | Thru 1-2025 | % Change |
| Closed Sales | 115 | 112 | - 2.6% | 115 | 112 | - 2.6% |
| In Contracts | 184 | 133 | - 27.7% | 184 | 133 | - 27.7% |
| Average Sales Price* | \$277,056 | \$320,955 | + 15.8% | \$277,056 | \$320,955 | + 15.8% |
| Median Sales Price* | \$260,000 | \$300,103 | + 15.4% | \$260,000 | \$300,103 | + 15.4% |
| Average Price Per Square Foot* | \$176.43 | \$186.58 | + 5.8% | \$176.43 | \$186.58 | + 5.8% |
| Percent of Original List Price Received* | 94.0% | 94.7% | + 0.7% | 94.0% | 94.7% | + 0.7% |
| Percent of Last List Price Received* | 97.2% | 98.2% | + 1.0% | 97.2% | 98.2% | + 1.0% |
| Days on Market Until Sale | 37 | 51 | + 37.8% | 37 | 51 | + 37.8% |
| New Listings | 160 | 149 | - 6.9% | 160 | 149 | - 6.9% |
| Median List Price of New Listings | \$319,950 | \$349,999 | + 9.4% | \$319,950 | \$349,999 | + 9.4% |
| Median List Price at Time of Sale | \$273,275 | \$299,950 | + 9.8% | \$273,275 | \$299,950 | + 9.8% |
| Inventory of Homes for Sale | 236 | 321 | + 36.0% | — | — | — |
| Months Supply of Inventory | 1.3 | 1.8 | + 38.5% | — | — | — |

* Does not account for sale concessions and/or downpayment assistance. | Percent changes are calculated using rounded figures and can sometimes look extreme due to small sample size.

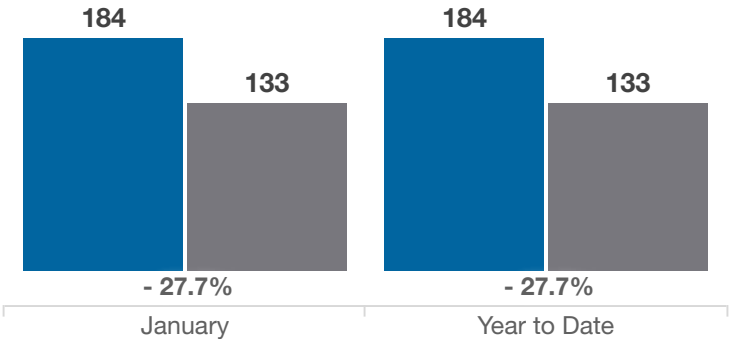
Closed Sales

■ 2024 ■ 2025



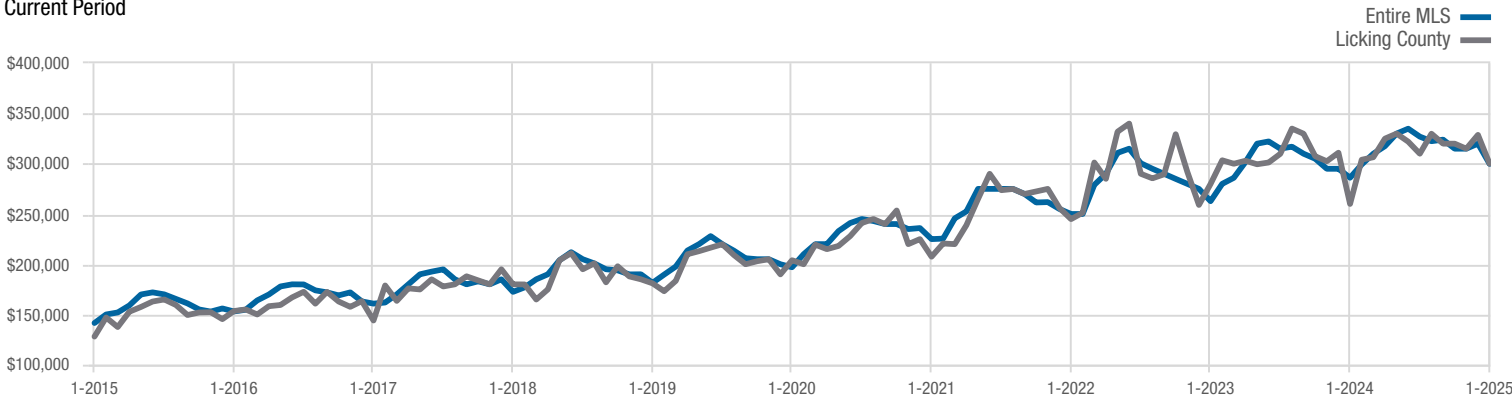
In Contracts

■ 2024 ■ 2025



Median Sales Price

Current Period



Each data point represents the median sales price in a given month.

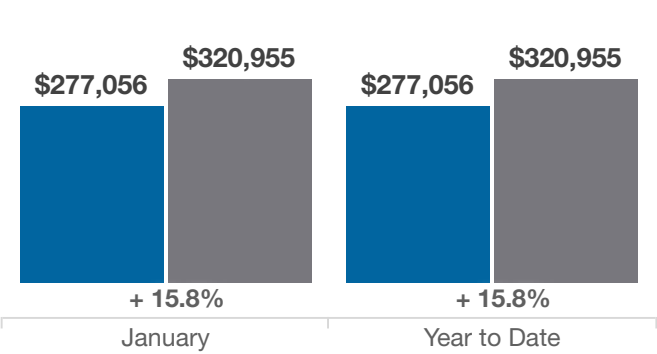
Local Market Update – January 2025

A RESEARCH TOOL PROVIDED BY THE COLUMBUS REALTORS®
BASED ON RESIDENTIAL LISTING DATA ONLY

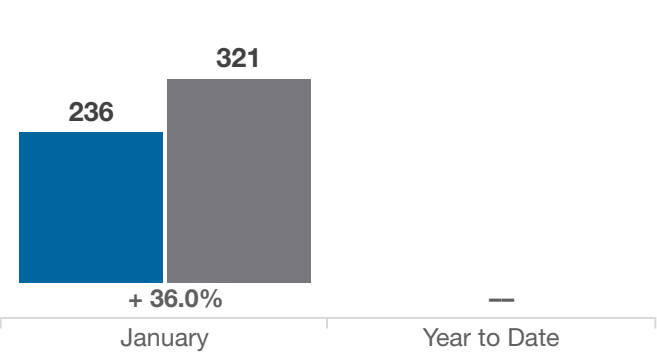


Licking County

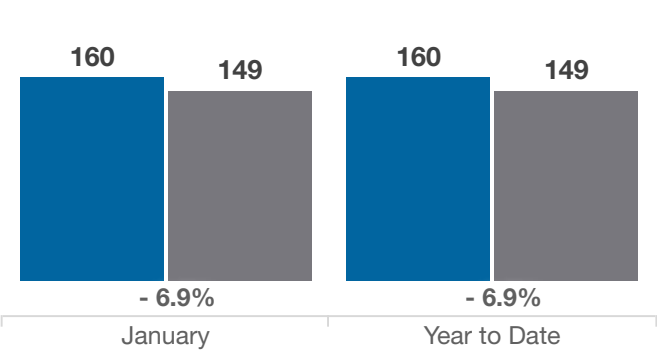
Average Sales Price



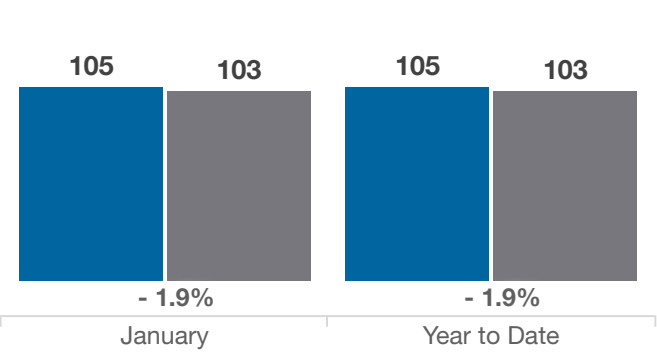
Inventory of Homes for Sale



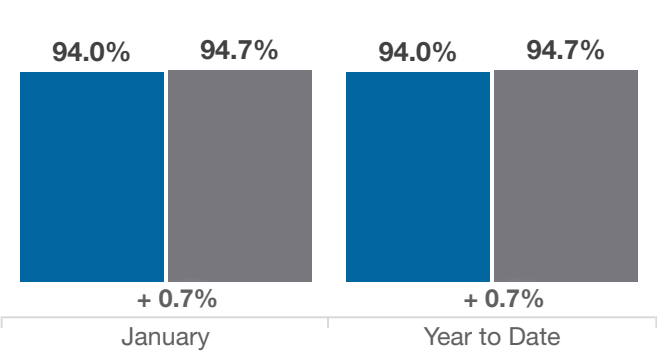
New Listings



Single Family Sales



Pct. Of Orig. List Price Received



Condo Sales

