

Local Market Update – January 2025

A RESEARCH TOOL PROVIDED BY THE COLUMBUS REALTORS®
BASED ON RESIDENTIAL LISTING DATA ONLY



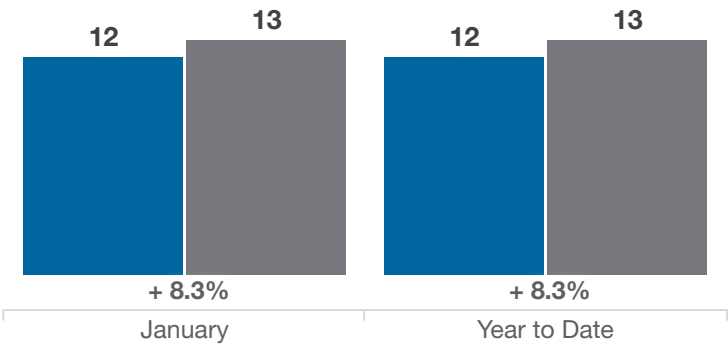
Logan County

Key Metrics	January			Year to Date		
	2024	2025	% Change	Thru 1-2024	Thru 1-2025	% Change
Closed Sales	12	13	+ 8.3%	12	13	+ 8.3%
In Contracts	14	19	+ 35.7%	14	19	+ 35.7%
Average Sales Price*	\$311,354	\$232,992	- 25.2%	\$311,354	\$232,992	- 25.2%
Median Sales Price*	\$223,675	\$165,000	- 26.2%	\$223,675	\$165,000	- 26.2%
Average Price Per Square Foot*	\$177.17	\$175.75	- 0.8%	\$177.17	\$175.75	- 0.8%
Percent of Original List Price Received*	98.3%	94.9%	- 3.5%	98.3%	94.9%	- 3.5%
Percent of Last List Price Received*	98.9%	97.6%	- 1.3%	98.9%	97.6%	- 1.3%
Days on Market Until Sale	32	27	- 15.6%	32	27	- 15.6%
New Listings	19	21	+ 10.5%	19	21	+ 10.5%
Median List Price of New Listings	\$199,900	\$255,000	+ 27.6%	\$199,900	\$255,000	+ 27.6%
Median List Price at Time of Sale	\$232,450	\$170,000	- 26.9%	\$232,450	\$170,000	- 26.9%
Inventory of Homes for Sale	33	48	+ 45.5%	—	—	—
Months Supply of Inventory	1.6	2.0	+ 25.0%	—	—	—

* Does not account for sale concessions and/or downpayment assistance. | Percent changes are calculated using rounded figures and can sometimes look extreme due to small sample size.

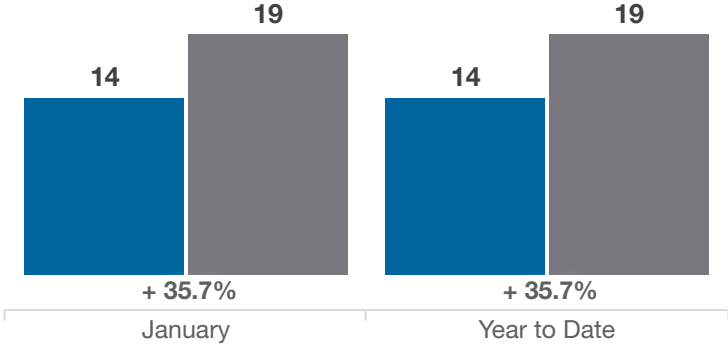
Closed Sales

■ 2024 ■ 2025



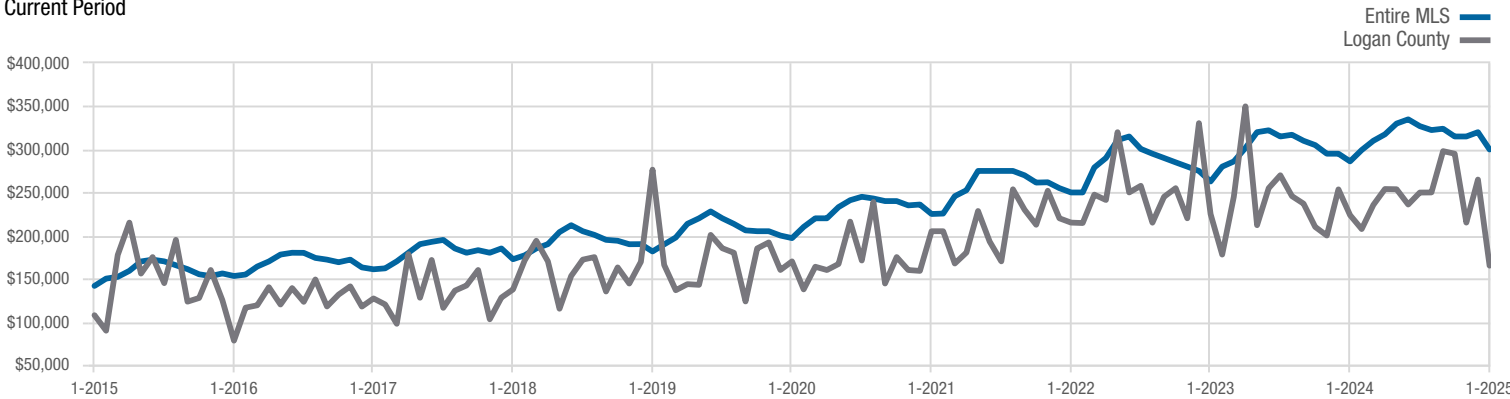
In Contracts

■ 2024 ■ 2025



Median Sales Price

Current Period



Each data point represents the median sales price in a given month.

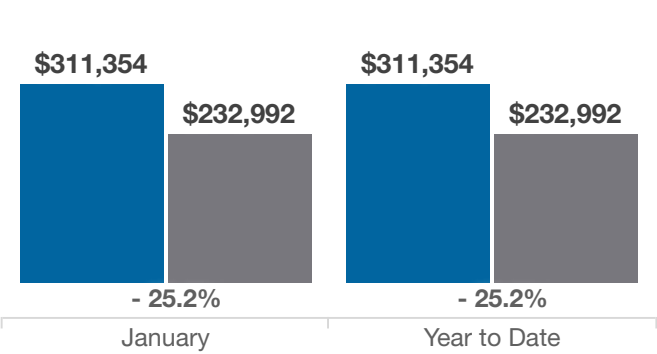
Local Market Update – January 2025

A RESEARCH TOOL PROVIDED BY THE COLUMBUS REALTORS®
BASED ON RESIDENTIAL LISTING DATA ONLY

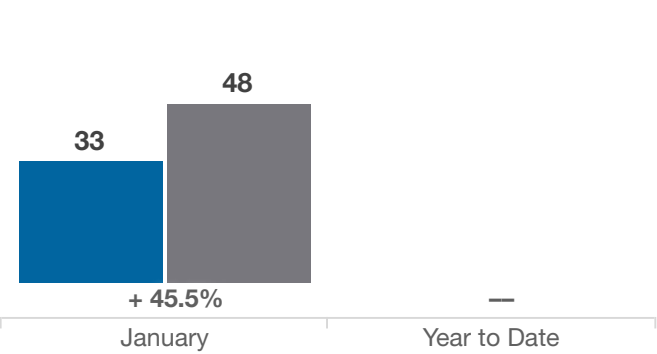


Logan County

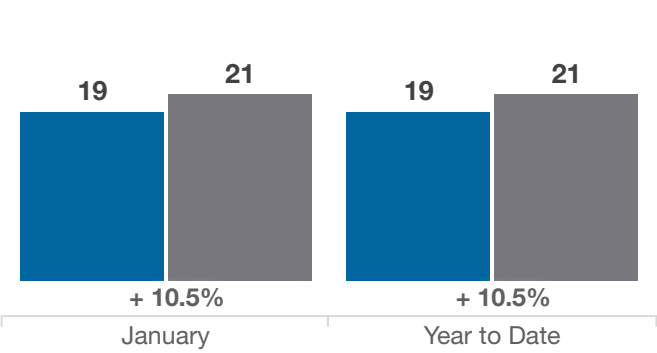
Average Sales Price



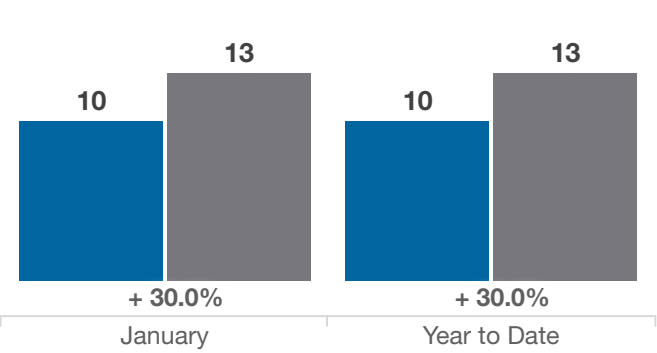
Inventory of Homes for Sale



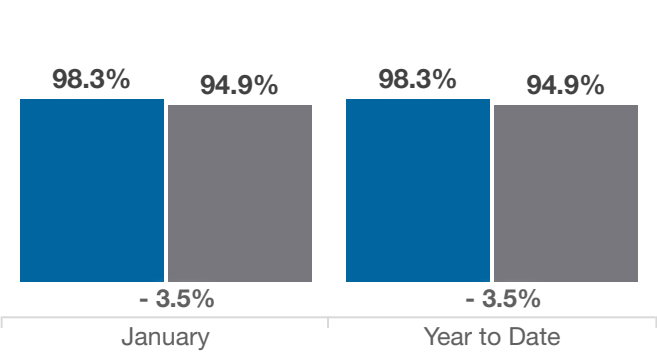
New Listings



Single Family Sales



Pct. Of Orig. List Price Received



Condo Sales

