

Local Market Update – January 2025

A RESEARCH TOOL PROVIDED BY THE COLUMBUS REALTORS®
BASED ON RESIDENTIAL LISTING DATA ONLY



Minerva Park (Corp.)

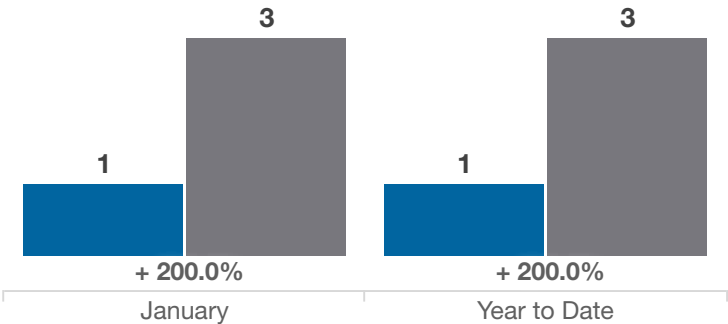
Franklin County

Key Metrics	January			Year to Date		
	2024	2025	% Change	Thru 1-2024	Thru 1-2025	% Change
Closed Sales	1	3	+ 200.0%	1	3	+ 200.0%
In Contracts	2	2	0.0%	2	2	0.0%
Average Sales Price*	\$272,500	\$372,000	+ 36.5%	\$272,500	\$372,000	+ 36.5%
Median Sales Price*	\$272,500	\$372,000	+ 36.5%	\$272,500	\$372,000	+ 36.5%
Average Price Per Square Foot*	\$128.54	\$192.53	+ 49.8%	\$128.54	\$192.53	+ 49.8%
Percent of Original List Price Received*	91.1%	108.8%	+ 19.4%	91.1%	108.8%	+ 19.4%
Percent of Last List Price Received*	91.1%	108.8%	+ 19.4%	91.1%	108.8%	+ 19.4%
Days on Market Until Sale	1	13	+ 1,200.0%	1	13	+ 1,200.0%
New Listings	1	1	0.0%	1	1	0.0%
Median List Price of New Listings	\$299,000	\$389,000	+ 30.1%	\$299,000	\$389,000	+ 30.1%
Median List Price at Time of Sale	\$299,000	\$351,500	+ 17.6%	\$299,000	\$351,500	+ 17.6%
Inventory of Homes for Sale	2	1	- 50.0%	—	—	—
Months Supply of Inventory	0.7	0.4	- 42.9%	—	—	—

* Does not account for sale concessions and/or downpayment assistance. | Percent changes are calculated using rounded figures and can sometimes look extreme due to small sample size.

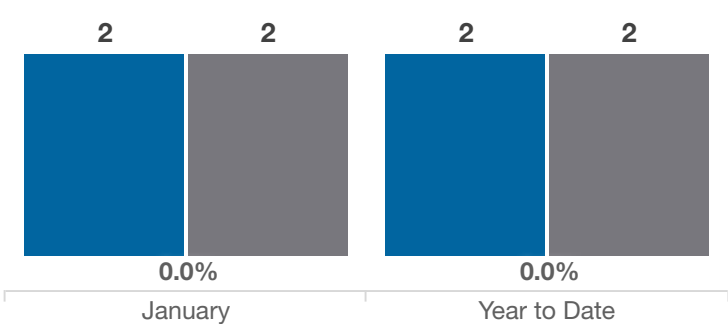
Closed Sales

■ 2024 ■ 2025



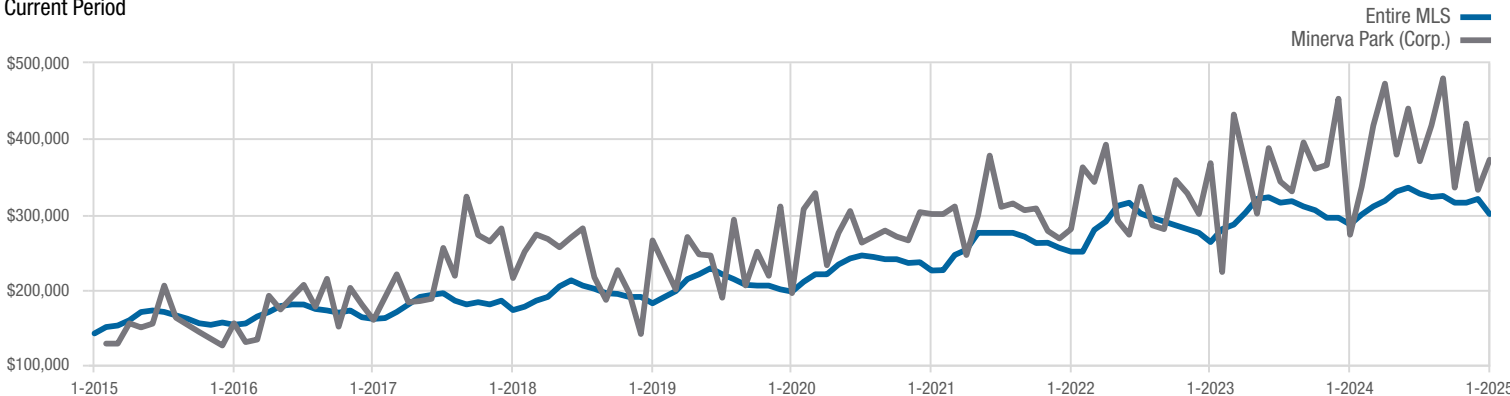
In Contracts

■ 2024 ■ 2025



Median Sales Price

Current Period



Each data point represents the median sales price in a given month.

Local Market Update – January 2025

A RESEARCH TOOL PROVIDED BY THE COLUMBUS REALTORS®
BASED ON RESIDENTIAL LISTING DATA ONLY



Minerva Park (Corp.)

Franklin County

