

Local Market Update – January 2025

A RESEARCH TOOL PROVIDED BY THE COLUMBUS REALTORS®
BASED ON RESIDENTIAL LISTING DATA ONLY



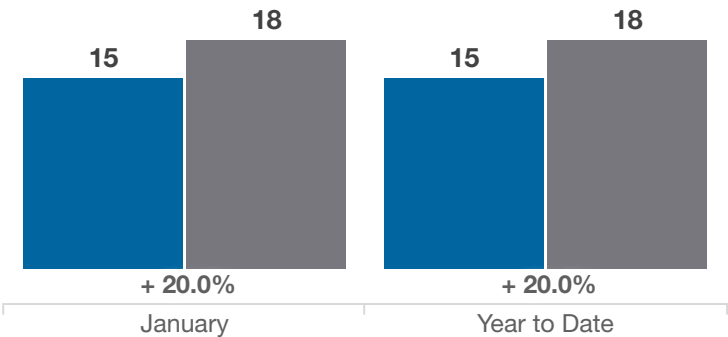
Muskingum County

Key Metrics	January			Year to Date		
	2024	2025	% Change	Thru 1-2024	Thru 1-2025	% Change
Closed Sales	15	18	+ 20.0%	15	18	+ 20.0%
In Contracts	23	24	+ 4.3%	23	24	+ 4.3%
Average Sales Price*	\$267,413	\$228,361	- 14.6%	\$267,413	\$228,361	- 14.6%
Median Sales Price*	\$226,000	\$209,500	- 7.3%	\$226,000	\$209,500	- 7.3%
Average Price Per Square Foot*	\$129.20	\$139.10	+ 7.7%	\$129.20	\$139.10	+ 7.7%
Percent of Original List Price Received*	93.5%	95.4%	+ 2.0%	93.5%	95.4%	+ 2.0%
Percent of Last List Price Received*	97.5%	100.9%	+ 3.5%	97.5%	100.9%	+ 3.5%
Days on Market Until Sale	63	62	- 1.6%	63	62	- 1.6%
New Listings	24	26	+ 8.3%	24	26	+ 8.3%
Median List Price of New Listings	\$204,900	\$238,400	+ 16.3%	\$204,900	\$238,400	+ 16.3%
Median List Price at Time of Sale	\$219,900	\$219,450	- 0.2%	\$219,900	\$219,450	- 0.2%
Inventory of Homes for Sale	53	72	+ 35.8%	—	—	—
Months Supply of Inventory	1.9	2.7	+ 42.1%	—	—	—

* Does not account for sale concessions and/or downpayment assistance. | Percent changes are calculated using rounded figures and can sometimes look extreme due to small sample size.

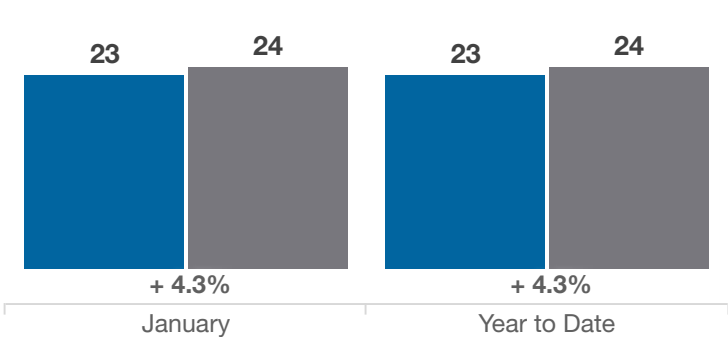
Closed Sales

■ 2024 ■ 2025



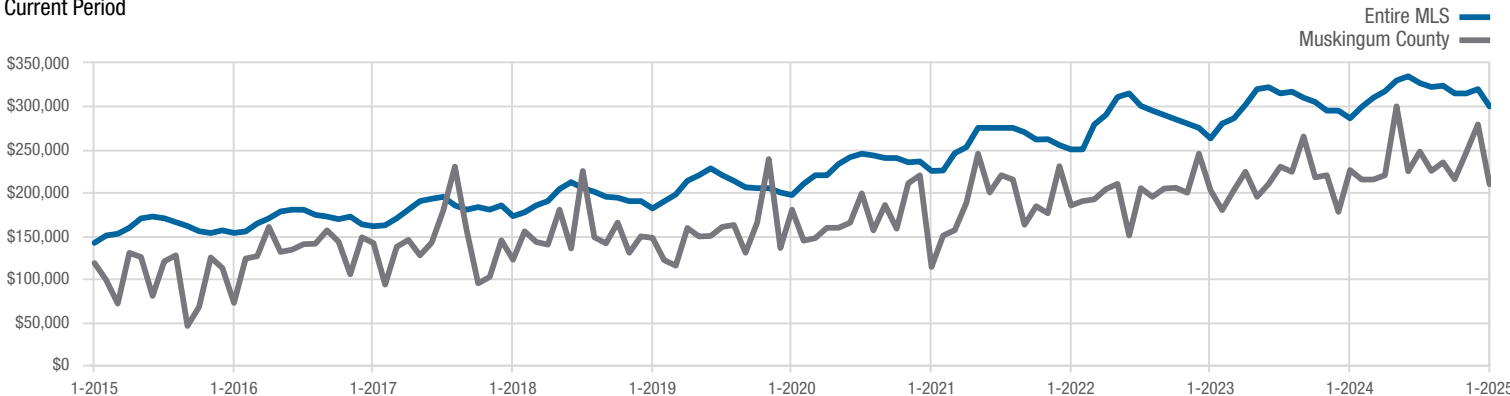
In Contracts

■ 2024 ■ 2025



Median Sales Price

Current Period



Each data point represents the median sales price in a given month.

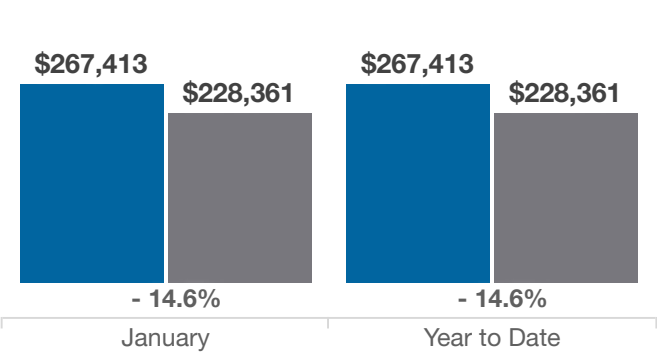
Local Market Update – January 2025

A RESEARCH TOOL PROVIDED BY THE COLUMBUS REALTORS®
BASED ON RESIDENTIAL LISTING DATA ONLY

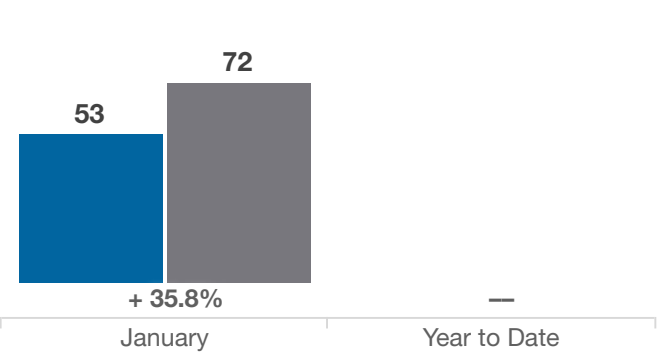


Muskingum County

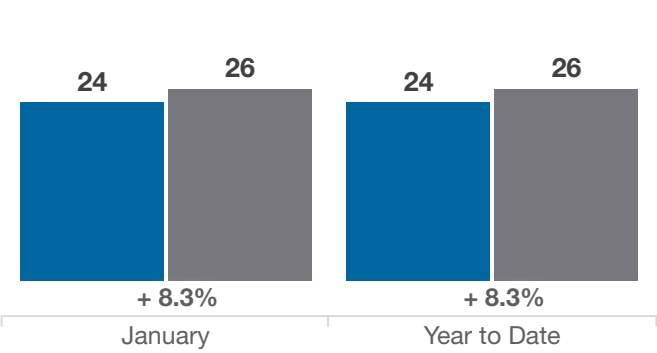
Average Sales Price



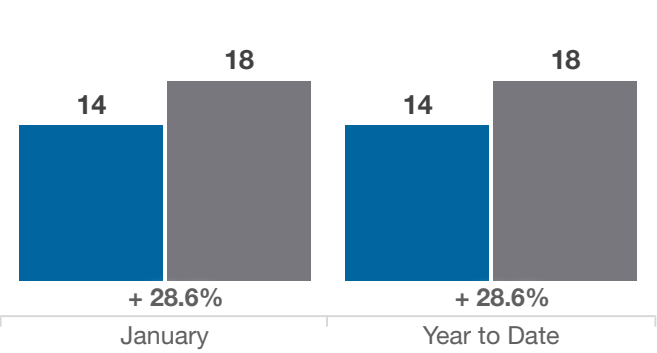
Inventory of Homes for Sale



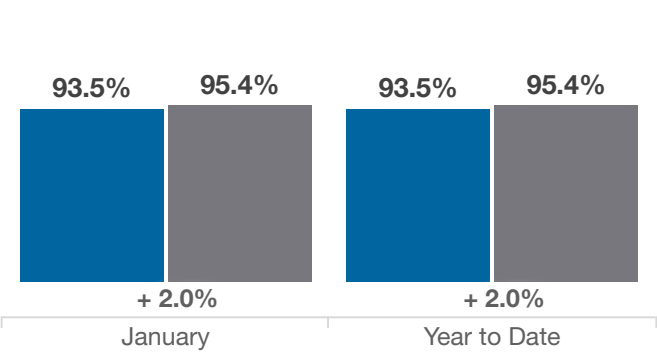
New Listings



Single Family Sales



Pct. Of Orig. List Price Received



Condo Sales

