

Local Market Update – January 2025

A RESEARCH TOOL PROVIDED BY THE COLUMBUS REALTORS®
BASED ON RESIDENTIAL LISTING DATA ONLY



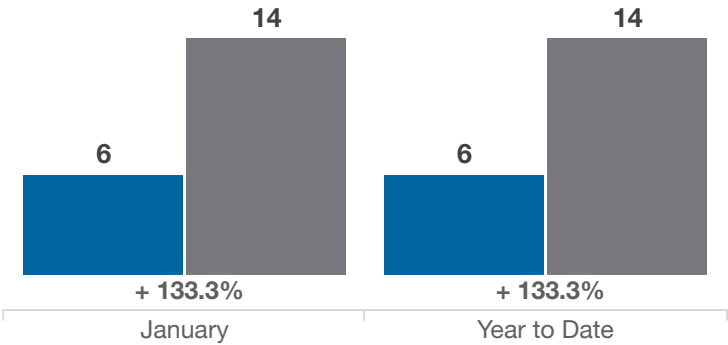
Perry County

Key Metrics	January			Year to Date		
	2024	2025	% Change	Thru 1-2024	Thru 1-2025	% Change
Closed Sales	6	14	+ 133.3%	6	14	+ 133.3%
In Contracts	9	19	+ 111.1%	9	19	+ 111.1%
Average Sales Price*	\$170,417	\$345,857	+ 102.9%	\$170,417	\$345,857	+ 102.9%
Median Sales Price*	\$148,500	\$274,950	+ 85.2%	\$148,500	\$274,950	+ 85.2%
Average Price Per Square Foot*	\$128.96	\$167.42	+ 29.8%	\$128.96	\$167.42	+ 29.8%
Percent of Original List Price Received*	95.7%	96.6%	+ 0.9%	95.7%	96.6%	+ 0.9%
Percent of Last List Price Received*	96.3%	99.1%	+ 2.9%	96.3%	99.1%	+ 2.9%
Days on Market Until Sale	44	44	0.0%	44	44	0.0%
New Listings	17	20	+ 17.6%	17	20	+ 17.6%
Median List Price of New Listings	\$279,900	\$202,000	- 27.8%	\$279,900	\$202,000	- 27.8%
Median List Price at Time of Sale	\$159,900	\$274,950	+ 72.0%	\$159,900	\$274,950	+ 72.0%
Inventory of Homes for Sale	52	47	- 9.6%	—	—	—
Months Supply of Inventory	3.1	2.3	- 25.8%	—	—	—

* Does not account for sale concessions and/or downpayment assistance. | Percent changes are calculated using rounded figures and can sometimes look extreme due to small sample size.

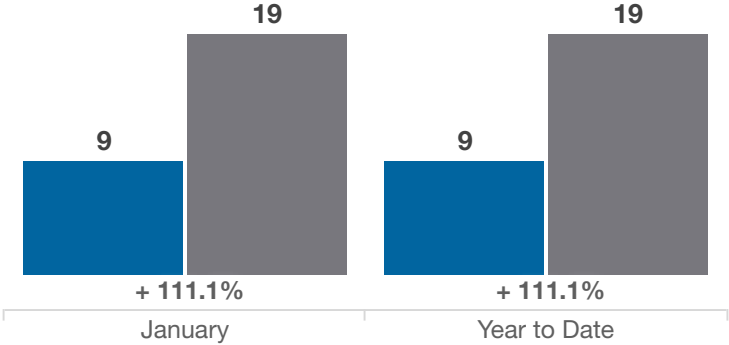
Closed Sales

■ 2024 ■ 2025



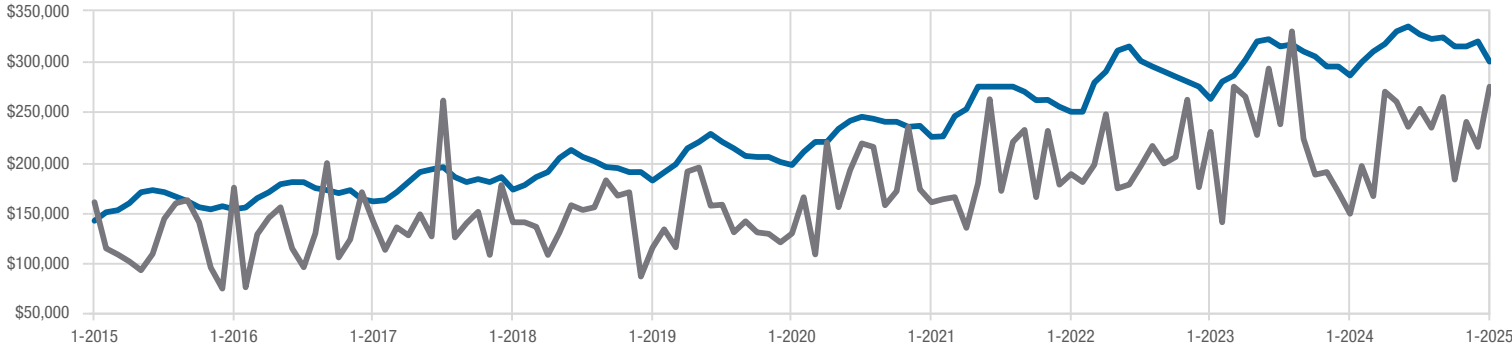
In Contracts

■ 2024 ■ 2025



Median Sales Price

Current Period



Each data point represents the median sales price in a given month.

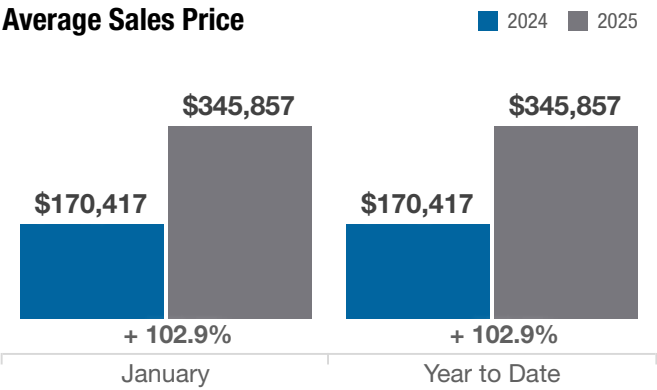
Local Market Update – January 2025

A RESEARCH TOOL PROVIDED BY THE COLUMBUS REALTORS®
BASED ON RESIDENTIAL LISTING DATA ONLY

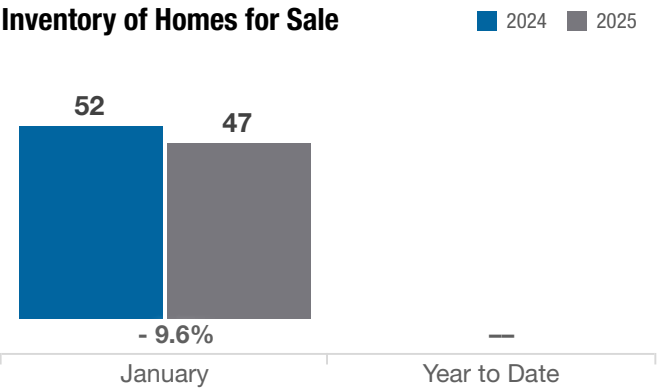


Perry County

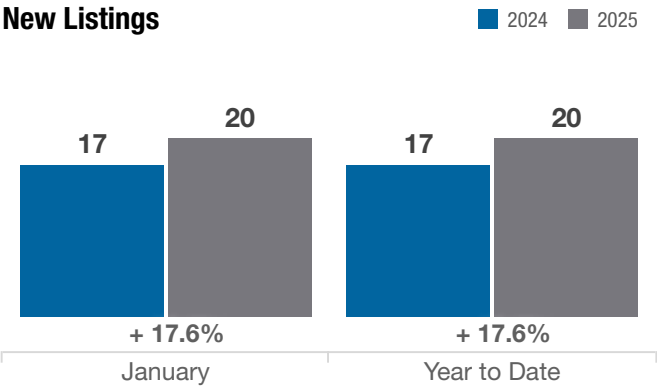
Average Sales Price



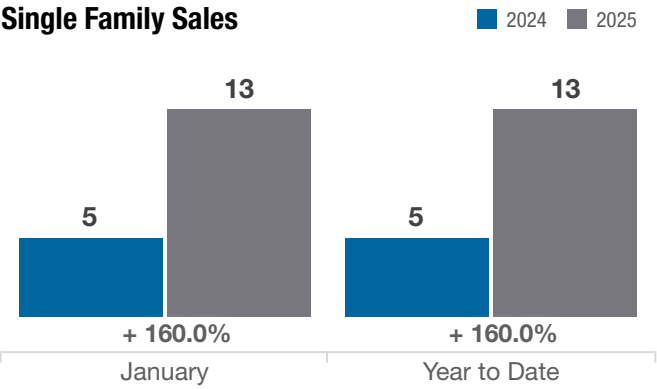
Inventory of Homes for Sale



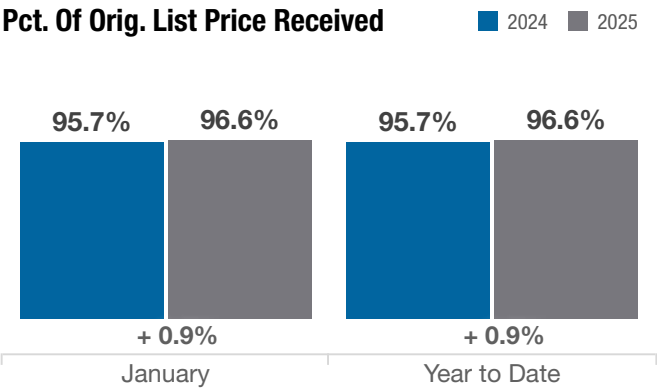
New Listings



Single Family Sales



Pct. Of Orig. List Price Received



Condo Sales

