

# Local Market Update – January 2025

A RESEARCH TOOL PROVIDED BY THE COLUMBUS REALTORS®  
BASED ON RESIDENTIAL LISTING DATA ONLY



## Reynoldsburg City School District

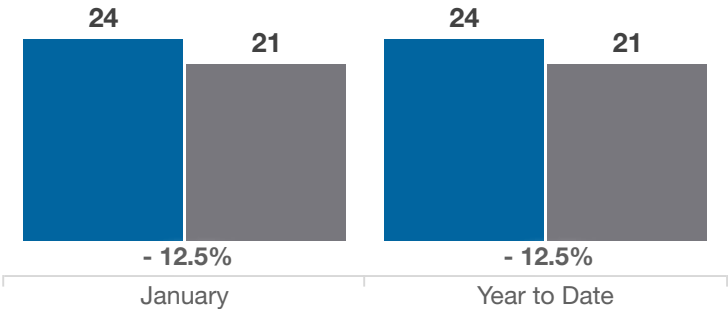
Franklin, Fairfield and Licking Counties

| Key Metrics                              | January   |           |          | Year to Date |             |          |
|--|-----------|-----------|----------|--------------|-------------|----------|
|  | 2024      | 2025      | % Change | Thru 1-2024  | Thru 1-2025 | % Change |
| Closed Sales                             | 24        | 21        | - 12.5%  | 24           | 21          | - 12.5%  |
| In Contracts                             | 33        | 32        | - 3.0%   | 33           | 32          | - 3.0%   |
| Average Sales Price*                     | \$289,224 | \$297,444 | + 2.8%   | \$289,224    | \$297,444   | + 2.8%   |
| Median Sales Price*                      | \$288,001 | \$315,000 | + 9.4%   | \$288,001    | \$315,000   | + 9.4%   |
| Average Price Per Square Foot*           | \$177.69  | \$180.43  | + 1.5%   | \$177.69     | \$180.43    | + 1.5%   |
| Percent of Original List Price Received* | 97.2%     | 97.3%     | + 0.1%   | 97.2%        | 97.3%       | + 0.1%   |
| Percent of Last List Price Received*     | 99.4%     | 98.8%     | - 0.6%   | 99.4%        | 98.8%       | - 0.6%   |
| Days on Market Until Sale                | 39        | 32        | - 17.9%  | 39           | 32          | - 17.9%  |
| New Listings                             | 33        | 37        | + 12.1%  | 33           | 37          | + 12.1%  |
| Median List Price of New Listings        | \$319,000 | \$285,000 | - 10.7%  | \$319,000    | \$285,000   | - 10.7%  |
| Median List Price at Time of Sale        | \$286,250 | \$315,000 | + 10.0%  | \$286,250    | \$315,000   | + 10.0%  |
| Inventory of Homes for Sale              | 35        | 48        | + 37.1%  | —            | —           | —        |
| Months Supply of Inventory               | 0.8       | 1.2       | + 50.0%  | —            | —           | —        |

\* Does not account for sale concessions and/or downpayment assistance. | Percent changes are calculated using rounded figures and can sometimes look extreme due to small sample size.

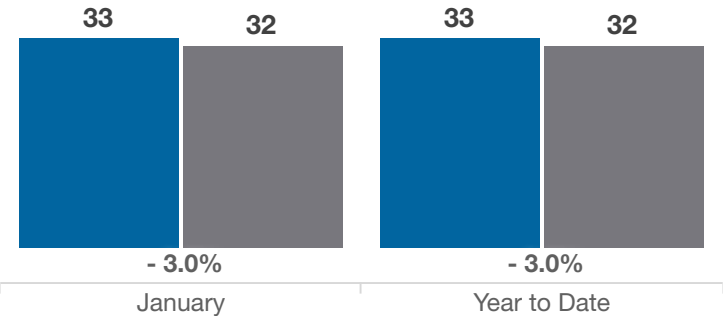
### Closed Sales

■ 2024 ■ 2025



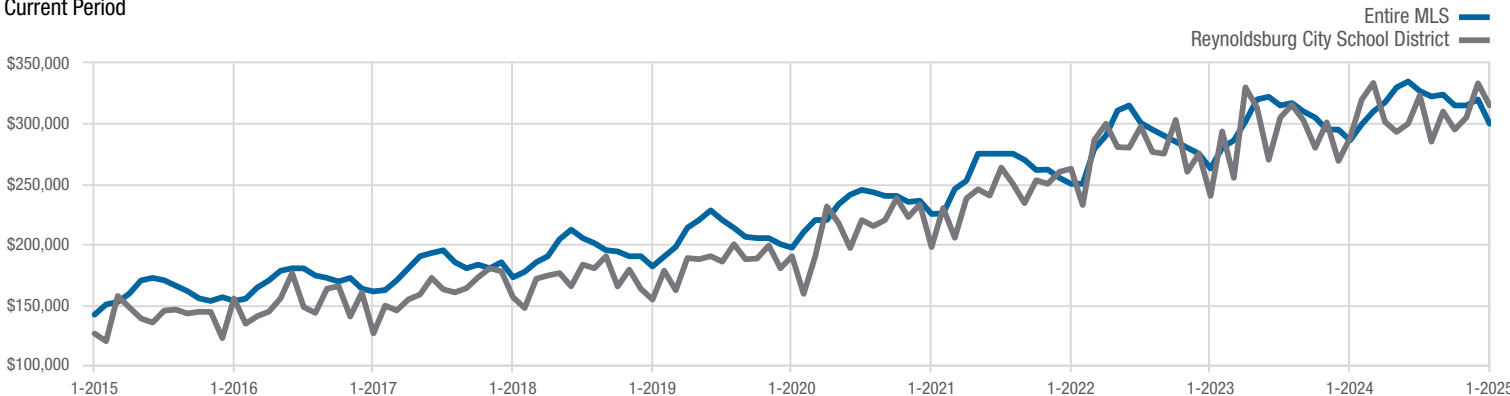
### In Contracts

■ 2024 ■ 2025



### Median Sales Price

Current Period



Each data point represents the median sales price in a given month.

# Local Market Update – January 2025

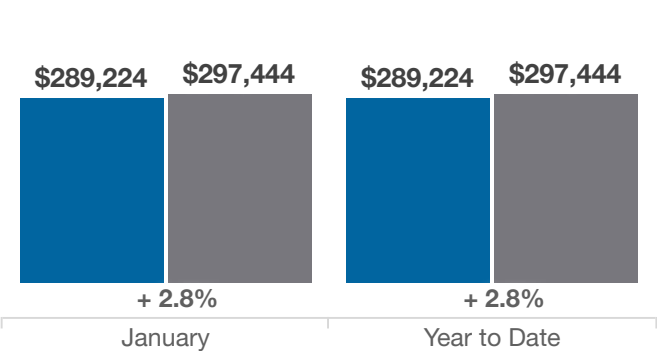
A RESEARCH TOOL PROVIDED BY THE COLUMBUS REALTORS®  
BASED ON RESIDENTIAL LISTING DATA ONLY



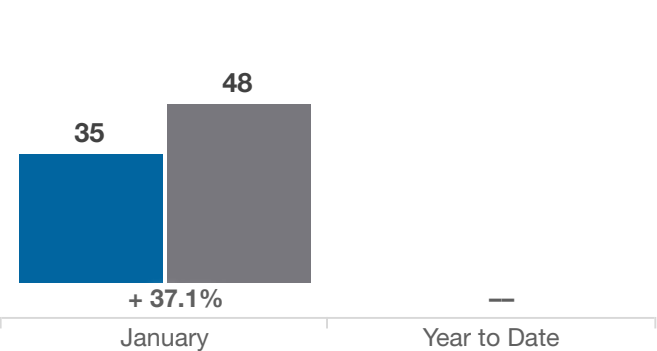
## Reynoldsburg City School District

Franklin, Fairfield and Licking Counties

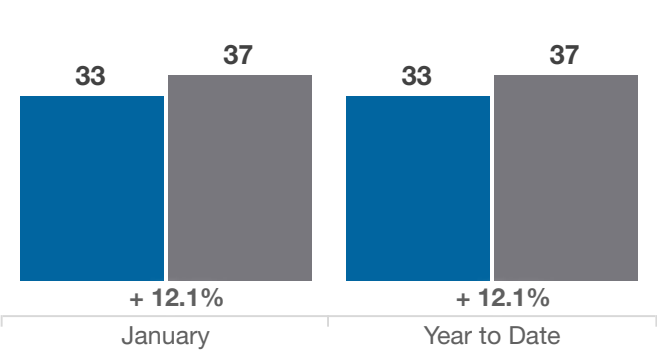
Average Sales Price



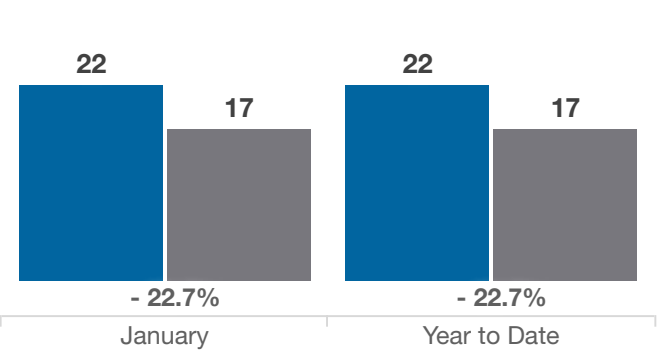
Inventory of Homes for Sale



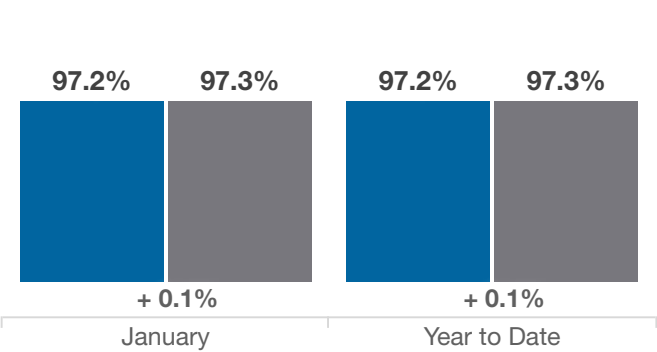
New Listings



Single Family Sales



Pct. Of Orig. List Price Received



Condo Sales

