

# Local Market Update – January 2025

A RESEARCH TOOL PROVIDED BY THE COLUMBUS REALTORS®  
BASED ON RESIDENTIAL LISTING DATA ONLY



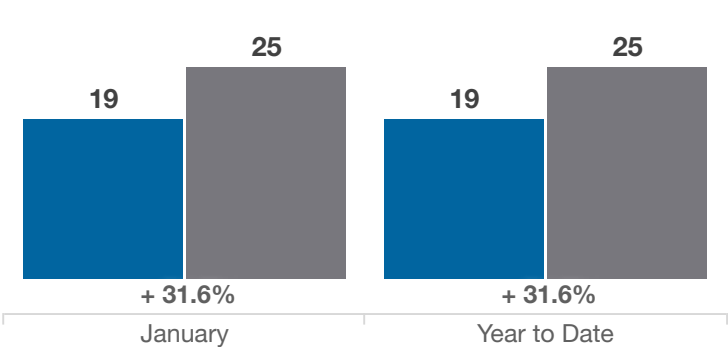
## Ross County

Key Metrics	January			Year to Date		
	2024	2025	% Change	Thru 1-2024	Thru 1-2025	% Change
Closed Sales	19	25	+ 31.6%	19	25	+ 31.6%
In Contracts	19	16	- 15.8%	19	16	- 15.8%
Average Sales Price*	\$224,889	\$256,972	+ 14.3%	\$224,889	\$256,972	+ 14.3%
Median Sales Price*	\$220,000	\$225,000	+ 2.3%	\$220,000	\$225,000	+ 2.3%
Average Price Per Square Foot*	\$119.03	\$135.35	+ 13.7%	\$119.03	\$135.35	+ 13.7%
Percent of Original List Price Received*	93.2%	94.4%	+ 1.3%	93.2%	94.4%	+ 1.3%
Percent of Last List Price Received*	96.2%	97.9%	+ 1.8%	96.2%	97.9%	+ 1.8%
Days on Market Until Sale	37	35	- 5.4%	37	35	- 5.4%
New Listings	23	16	- 30.4%	23	16	- 30.4%
Median List Price of New Listings	\$199,900	\$289,900	+ 45.0%	\$199,900	\$289,900	+ 45.0%
Median List Price at Time of Sale	\$227,000	\$230,000	+ 1.3%	\$227,000	\$230,000	+ 1.3%
Inventory of Homes for Sale	33	51	+ 54.5%	—	—	—
Months Supply of Inventory	1.5	2.4	+ 60.0%	—	—	—

\* Does not account for sale concessions and/or downpayment assistance. | Percent changes are calculated using rounded figures and can sometimes look extreme due to small sample size.

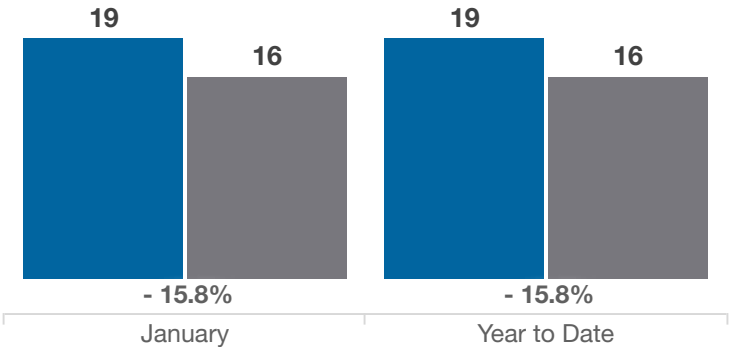
### Closed Sales

■ 2024 ■ 2025



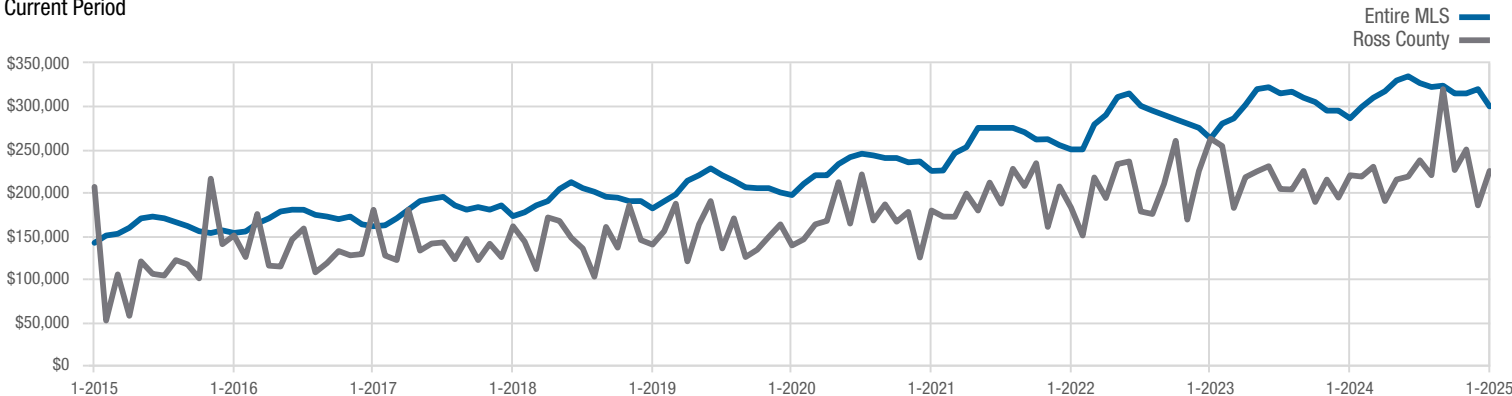
### In Contracts

■ 2024 ■ 2025



### Median Sales Price

Current Period



Each data point represents the median sales price in a given month.

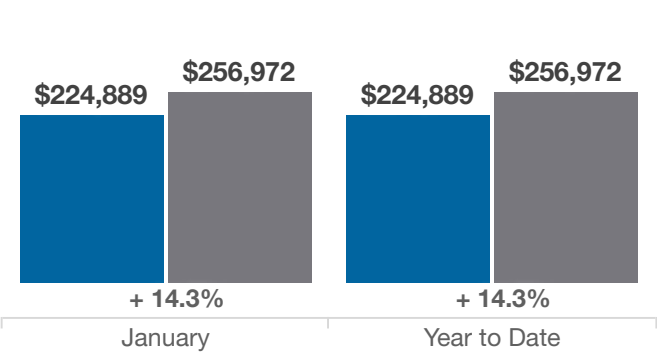
# Local Market Update – January 2025

A RESEARCH TOOL PROVIDED BY THE COLUMBUS REALTORS®  
BASED ON RESIDENTIAL LISTING DATA ONLY

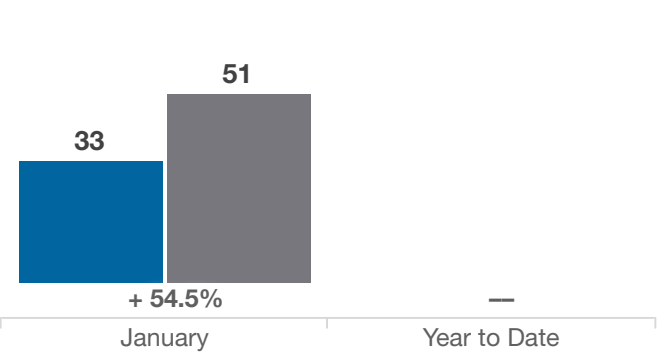


## Ross County

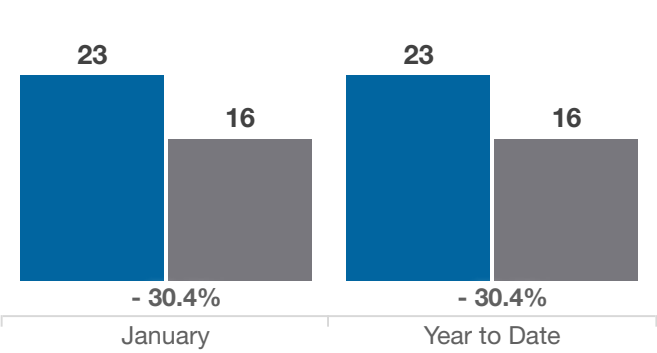
Average Sales Price



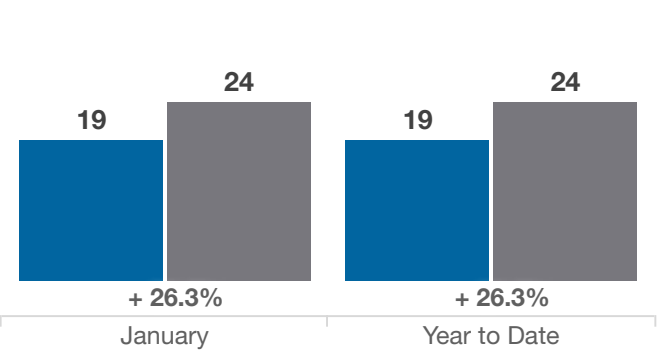
Inventory of Homes for Sale



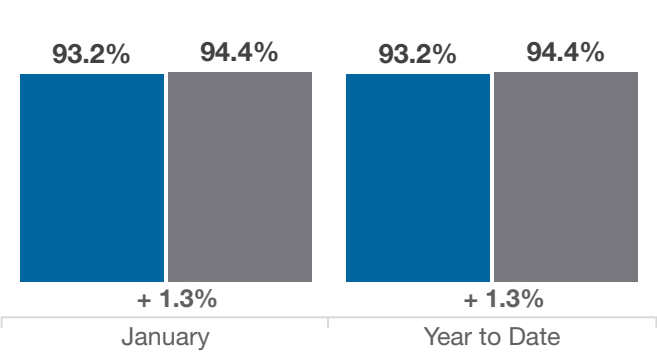
New Listings



Single Family Sales



Pct. Of Orig. List Price Received



Condo Sales

