

# Local Market Update – January 2025

A RESEARCH TOOL PROVIDED BY THE COLUMBUS REALTORS®  
BASED ON RESIDENTIAL LISTING DATA ONLY



## Worthington (Corp.)

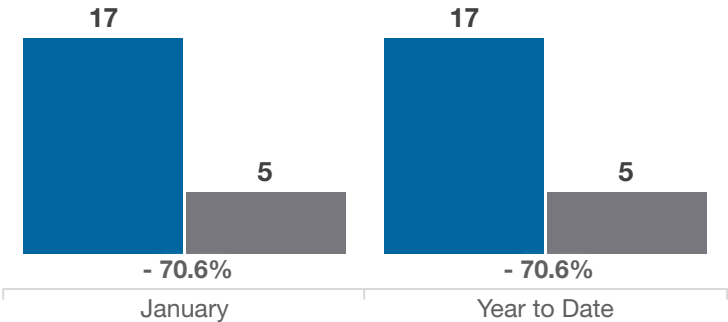
Franklin County

Key Metrics	January			Year to Date		
	2024	2025	% Change	Thru 1-2024	Thru 1-2025	% Change
Closed Sales	17	5	- 70.6%	17	5	- 70.6%
In Contracts	25	10	- 60.0%	25	10	- 60.0%
Average Sales Price*	\$507,662	\$421,200	- 17.0%	\$507,662	\$421,200	- 17.0%
Median Sales Price*	\$493,000	\$400,000	- 18.9%	\$493,000	\$400,000	- 18.9%
Average Price Per Square Foot*	\$271.04	\$268.19	- 1.1%	\$271.04	\$268.19	- 1.1%
Percent of Original List Price Received*	97.0%	96.9%	- 0.1%	97.0%	96.9%	- 0.1%
Percent of Last List Price Received*	99.9%	98.5%	- 1.4%	99.9%	98.5%	- 1.4%
Days on Market Until Sale	45	26	- 42.2%	45	26	- 42.2%
New Listings	16	10	- 37.5%	16	10	- 37.5%
Median List Price of New Listings	\$474,950	\$407,450	- 14.2%	\$474,950	\$407,450	- 14.2%
Median List Price at Time of Sale	\$499,000	\$415,000	- 16.8%	\$499,000	\$415,000	- 16.8%
Inventory of Homes for Sale	10	6	- 40.0%	—	—	—
Months Supply of Inventory	0.5	0.4	- 20.0%	—	—	—

\* Does not account for sale concessions and/or downpayment assistance. | Percent changes are calculated using rounded figures and can sometimes look extreme due to small sample size.

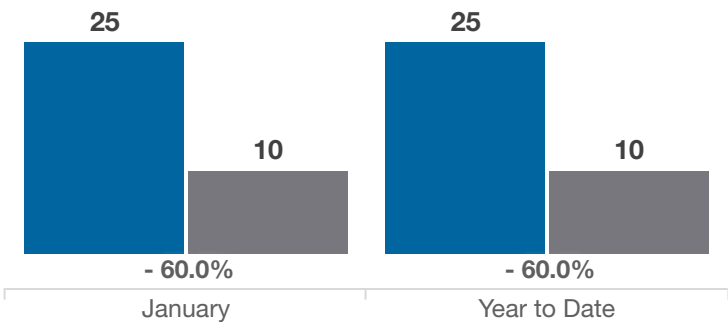
### Closed Sales

■ 2024 ■ 2025



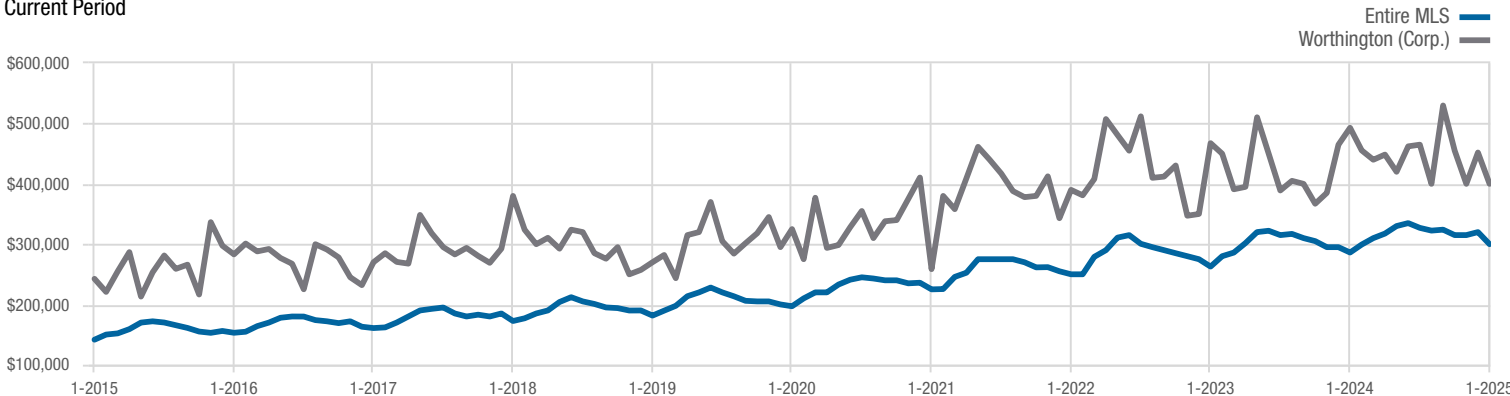
### In Contracts

■ 2024 ■ 2025



### Median Sales Price

Current Period



Each data point represents the median sales price in a given month.

# Local Market Update – January 2025

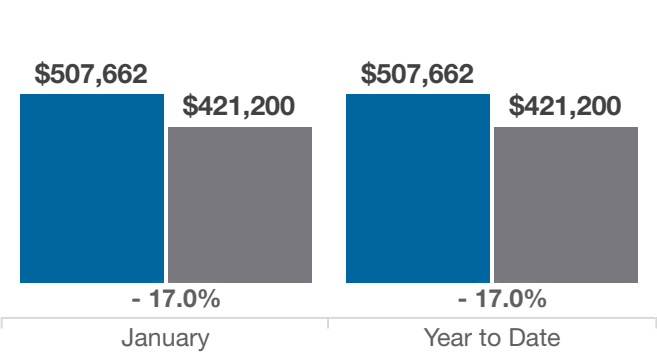
A RESEARCH TOOL PROVIDED BY THE COLUMBUS REALTORS®  
BASED ON RESIDENTIAL LISTING DATA ONLY



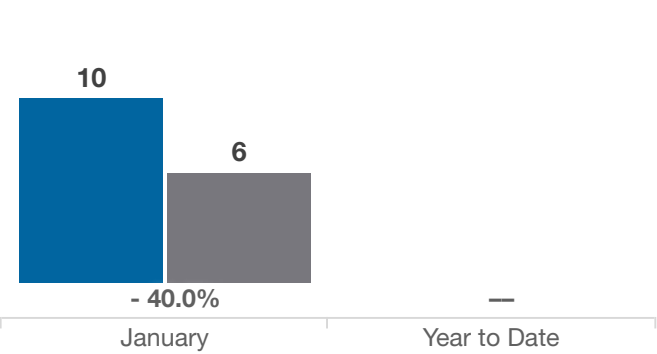
## Worthington (Corp.)

Franklin County

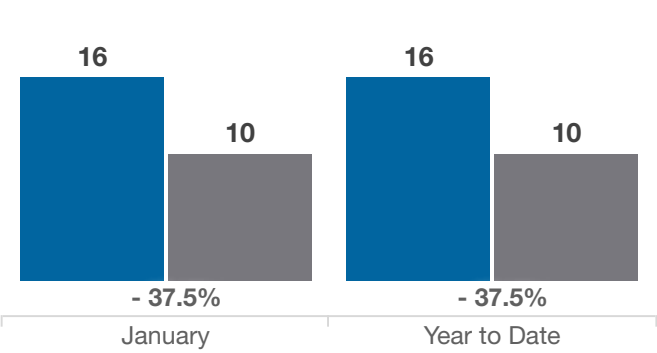
Average Sales Price



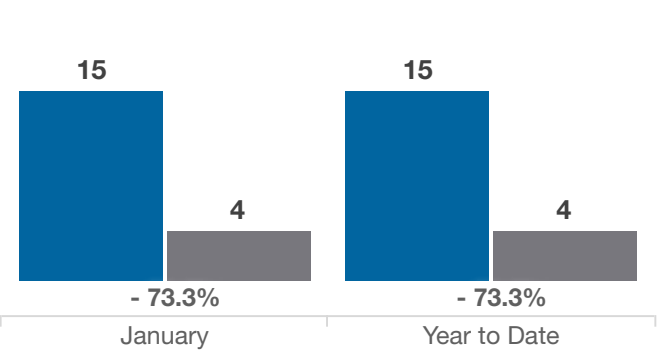
Inventory of Homes for Sale



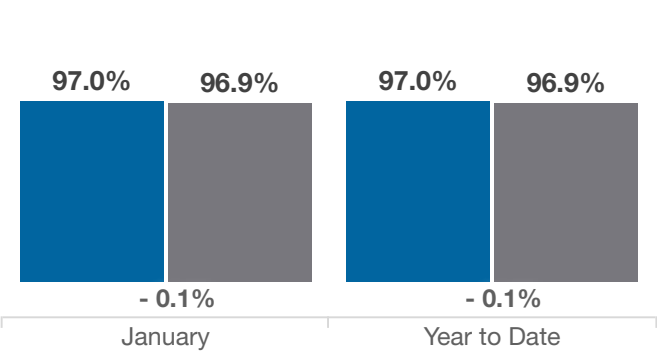
New Listings



Single Family Sales



Pct. Of Orig. List Price Received



Condo Sales

