

Local Market Update – February 2025

A RESEARCH TOOL PROVIDED BY THE COLUMBUS REALTORS®
BASED ON RESIDENTIAL LISTING DATA ONLY



Beechwold / Clintonville

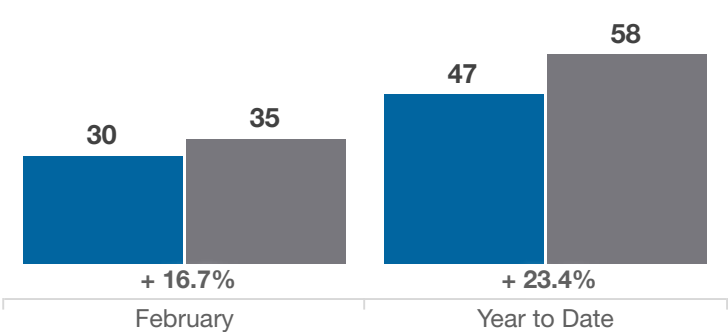
Franklin County (43214, 43202)

Key Metrics	February			Year to Date		
	2024	2025	% Change	Thru 2-2024	Thru 2-2025	% Change
Closed Sales	30	35	+ 16.7%	47	58	+ 23.4%
In Contracts	32	38	+ 18.8%	58	71	+ 22.4%
Average Sales Price*	\$379,414	\$404,263	+ 6.5%	\$386,011	\$394,985	+ 2.3%
Median Sales Price*	\$380,000	\$382,140	+ 0.6%	\$370,000	\$377,500	+ 2.0%
Average Price Per Square Foot*	\$294.16	\$281.88	- 4.2%	\$288.48	\$286.54	- 0.7%
Percent of Original List Price Received*	98.5%	101.9%	+ 3.5%	98.9%	99.9%	+ 1.0%
Percent of Last List Price Received*	99.7%	102.7%	+ 3.0%	100.0%	101.5%	+ 1.5%
Days on Market Until Sale	29	20	- 31.0%	22	25	+ 13.6%
New Listings	28	35	+ 25.0%	58	71	+ 22.4%
Median List Price of New Listings	\$372,200	\$439,900	+ 18.2%	\$367,200	\$415,000	+ 13.0%
Median List Price at Time of Sale	\$374,950	\$385,000	+ 2.7%	\$375,000	\$385,950	+ 2.9%
Inventory of Homes for Sale	21	36	+ 71.4%	—	—	—
Months Supply of Inventory	0.5	0.9	+ 80.0%	—	—	—

* Does not account for sale concessions and/or downpayment assistance. | Percent changes are calculated using rounded figures and can sometimes look extreme due to small sample size.

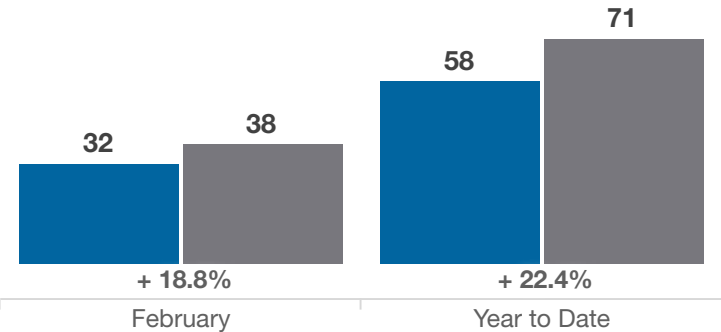
Closed Sales

■ 2024 ■ 2025



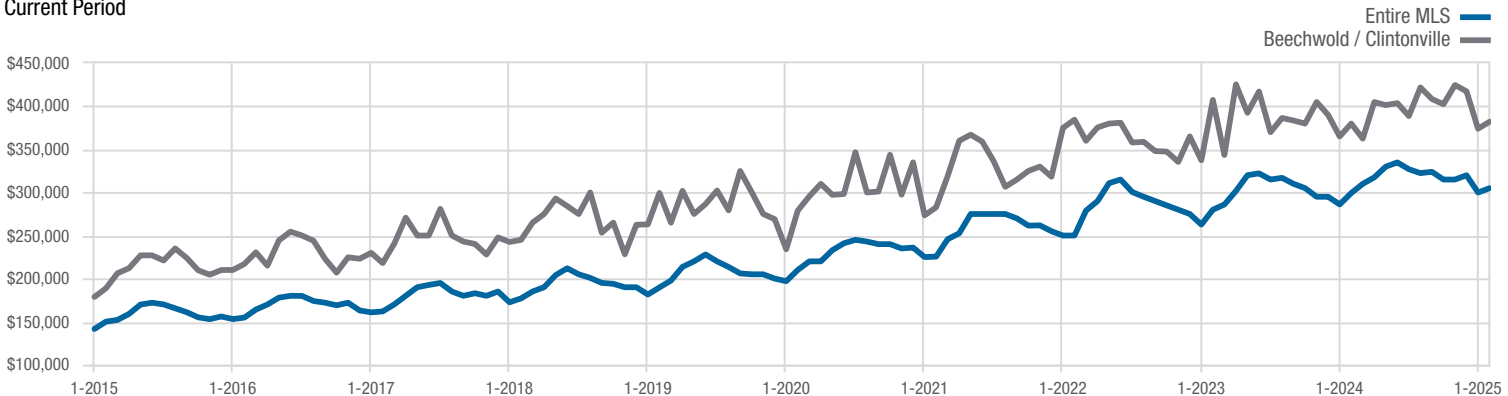
In Contracts

■ 2024 ■ 2025



Median Sales Price

Current Period



Each data point represents the median sales price in a given month.

Local Market Update – February 2025

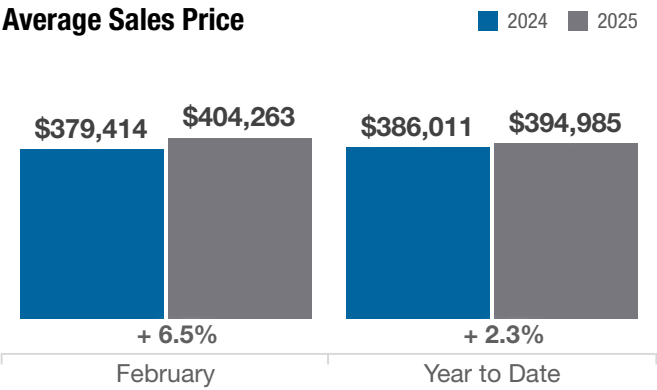
A RESEARCH TOOL PROVIDED BY THE COLUMBUS REALTORS®
BASED ON RESIDENTIAL LISTING DATA ONLY



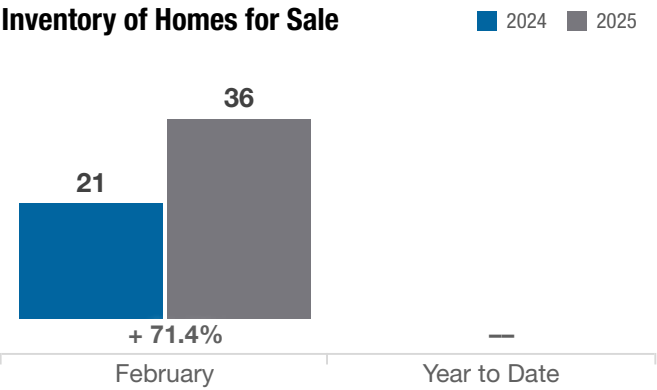
Beechwold / Clintonville

Franklin County (43214, 43202)

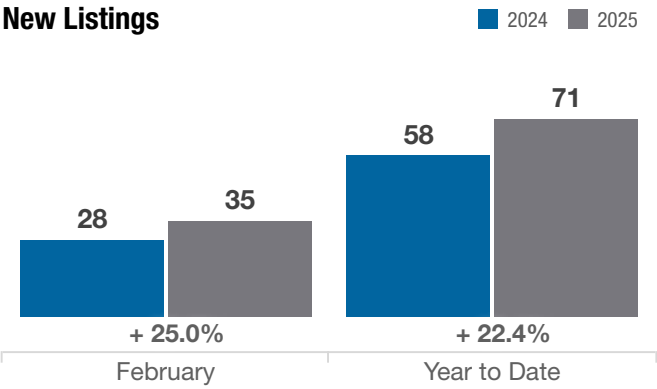
Average Sales Price



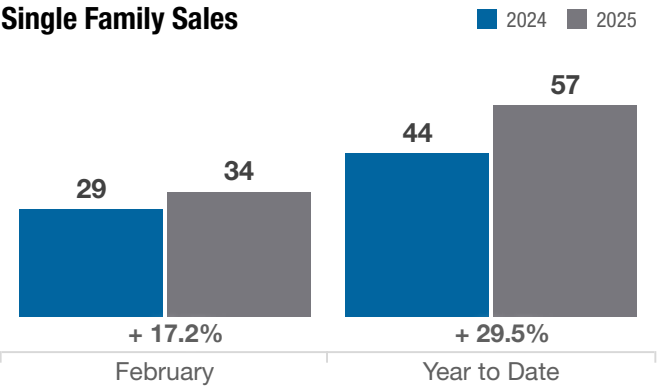
Inventory of Homes for Sale



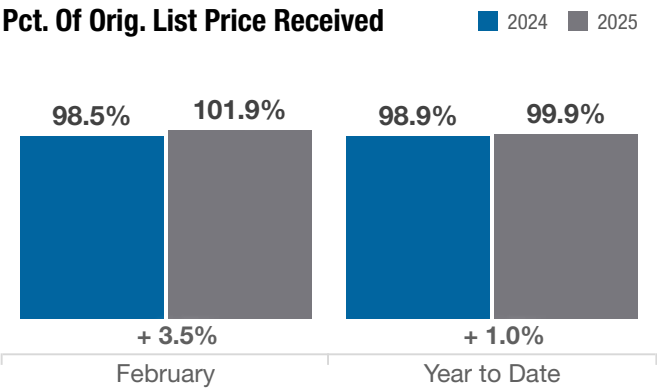
New Listings



Single Family Sales



Pct. Of Orig. List Price Received



Condo Sales

