

Local Market Update – February 2025

A RESEARCH TOOL PROVIDED BY THE COLUMBUS REALTORS®
BASED ON RESIDENTIAL LISTING DATA ONLY



Big Walnut Local School District

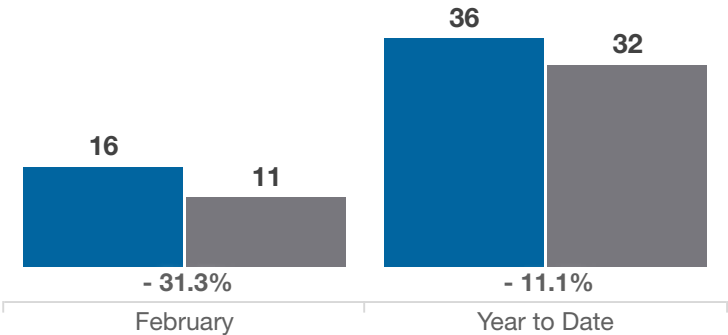
Delaware County

Key Metrics	February			Year to Date		
	2024	2025	% Change	Thru 2-2024	Thru 2-2025	% Change
Closed Sales	16	11	- 31.3%	36	32	- 11.1%
In Contracts	17	21	+ 23.5%	38	44	+ 15.8%
Average Sales Price*	\$446,997	\$564,109	+ 26.2%	\$531,583	\$537,768	+ 1.2%
Median Sales Price*	\$433,875	\$450,000	+ 3.7%	\$489,653	\$495,000	+ 1.1%
Average Price Per Square Foot*	\$231.65	\$211.78	- 8.6%	\$248.06	\$227.60	- 8.2%
Percent of Original List Price Received*	96.4%	96.3%	- 0.1%	96.7%	95.2%	- 1.6%
Percent of Last List Price Received*	99.4%	98.4%	- 1.0%	98.7%	97.8%	- 0.9%
Days on Market Until Sale	32	52	+ 62.5%	33	50	+ 51.5%
New Listings	21	20	- 4.8%	41	46	+ 12.2%
Median List Price of New Listings	\$505,000	\$525,010	+ 4.0%	\$505,000	\$549,900	+ 8.9%
Median List Price at Time of Sale	\$424,900	\$474,900	+ 11.8%	\$490,103	\$499,900	+ 2.0%
Inventory of Homes for Sale	36	42	+ 16.7%	—	—	—
Months Supply of Inventory	1.5	1.6	+ 6.7%	—	—	—

* Does not account for sale concessions and/or downpayment assistance. | Percent changes are calculated using rounded figures and can sometimes look extreme due to small sample size.

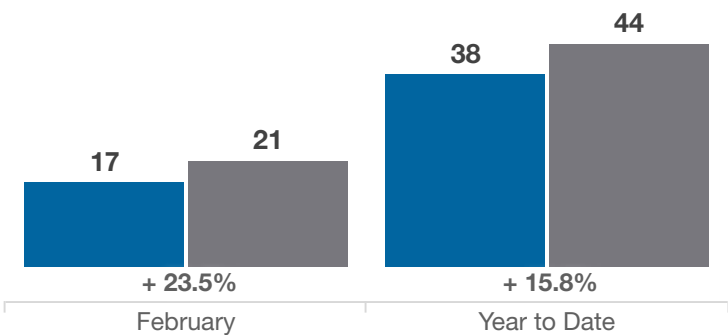
Closed Sales

■ 2024 ■ 2025



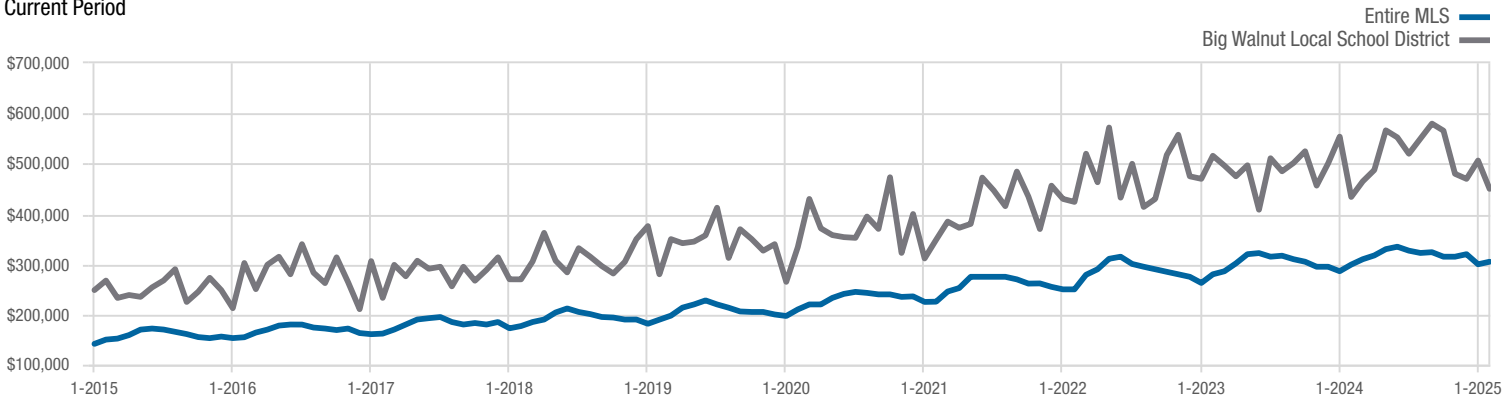
In Contracts

■ 2024 ■ 2025



Median Sales Price

Current Period



Each data point represents the median sales price in a given month.

Local Market Update – February 2025

A RESEARCH TOOL PROVIDED BY THE COLUMBUS REALTORS®
BASED ON RESIDENTIAL LISTING DATA ONLY



Big Walnut Local School District

Delaware County

