

Local Market Update – February 2025

A RESEARCH TOOL PROVIDED BY THE COLUMBUS REALTORS®
BASED ON RESIDENTIAL LISTING DATA ONLY



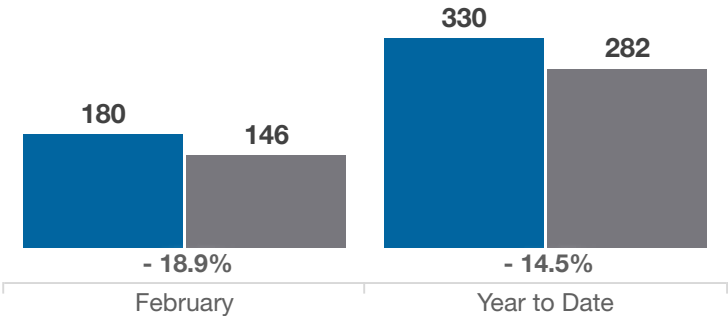
Delaware County

Key Metrics	February			Year to Date		
	2024	2025	% Change	Thru 2-2024	Thru 2-2025	% Change
Closed Sales	180	146	- 18.9%	330	282	- 14.5%
In Contracts	219	231	+ 5.5%	403	386	- 4.2%
Average Sales Price*	\$498,667	\$529,391	+ 6.2%	\$482,876	\$533,288	+ 10.4%
Median Sales Price*	\$449,950	\$481,143	+ 6.9%	\$449,950	\$485,000	+ 7.8%
Average Price Per Square Foot*	\$229.42	\$234.46	+ 2.2%	\$223.06	\$231.39	+ 3.7%
Percent of Original List Price Received*	98.4%	97.6%	- 0.8%	97.8%	96.9%	- 0.9%
Percent of Last List Price Received*	99.9%	99.5%	- 0.4%	99.4%	98.9%	- 0.5%
Days on Market Until Sale	37	49	+ 32.4%	37	46	+ 24.3%
New Listings	240	209	- 12.9%	437	412	- 5.7%
Median List Price of New Listings	\$478,136	\$525,000	+ 9.8%	\$480,930	\$512,230	+ 6.5%
Median List Price at Time of Sale	\$450,000	\$482,393	+ 7.2%	\$450,000	\$494,860	+ 10.0%
Inventory of Homes for Sale	291	310	+ 6.5%	—	—	—
Months Supply of Inventory	1.3	1.3	0.0%	—	—	—

* Does not account for sale concessions and/or downpayment assistance. | Percent changes are calculated using rounded figures and can sometimes look extreme due to small sample size.

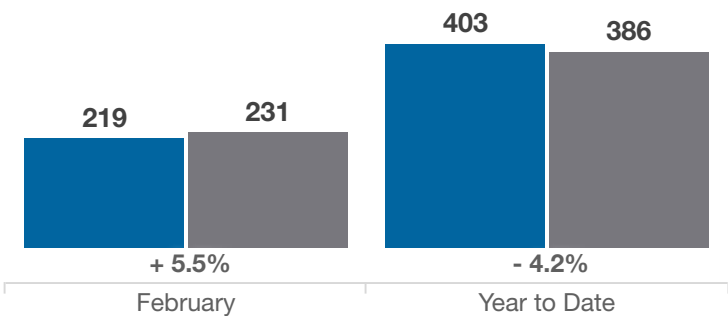
Closed Sales

■ 2024 ■ 2025



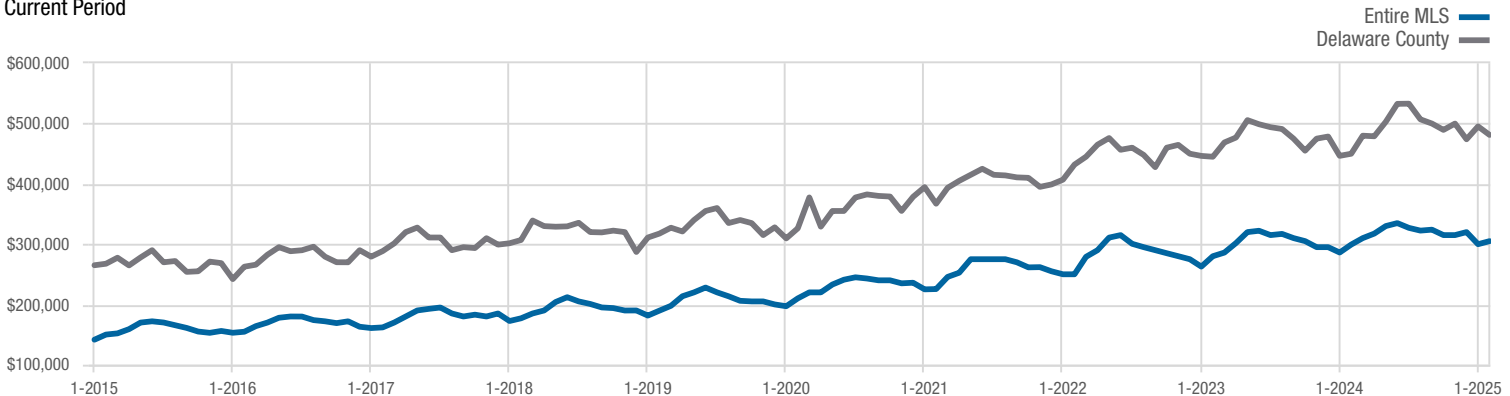
In Contracts

■ 2024 ■ 2025



Median Sales Price

Current Period



Each data point represents the median sales price in a given month.

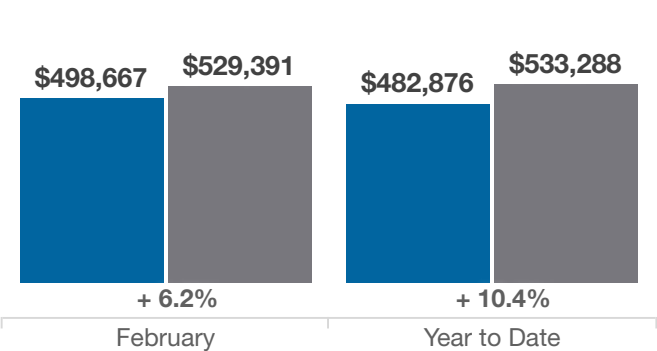
Local Market Update – February 2025

A RESEARCH TOOL PROVIDED BY THE COLUMBUS REALTORS®
BASED ON RESIDENTIAL LISTING DATA ONLY

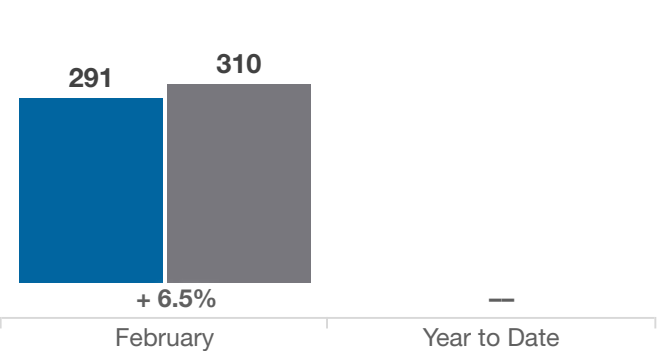


Delaware County

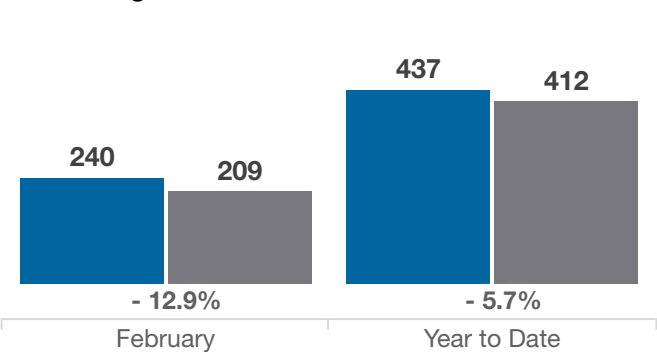
Average Sales Price



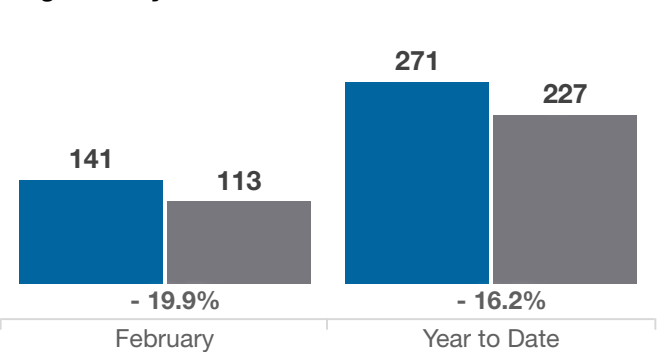
Inventory of Homes for Sale



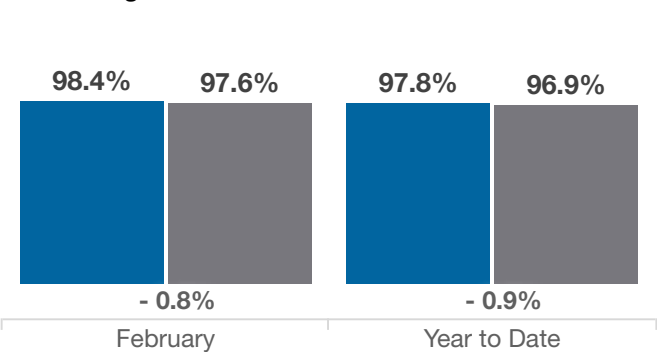
New Listings



Single Family Sales



Pct. Of Orig. List Price Received



Condo Sales

