

# Local Market Update – February 2025

A RESEARCH TOOL PROVIDED BY THE COLUMBUS REALTORS®  
BASED ON RESIDENTIAL LISTING DATA ONLY



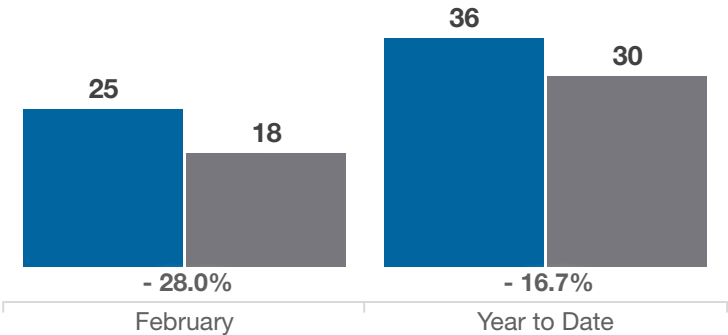
## Fayette County

Key Metrics	February			Year to Date		
	2024	2025	% Change	Thru 2-2024	Thru 2-2025	% Change
Closed Sales	25	18	- 28.0%	36	30	- 16.7%
In Contracts	25	21	- 16.0%	49	39	- 20.4%
Average Sales Price*	\$226,127	\$216,447	- 4.3%	\$208,068	\$220,698	+ 6.1%
Median Sales Price*	\$222,000	\$168,000	- 24.3%	\$209,000	\$185,500	- 11.2%
Average Price Per Square Foot*	\$153.67	\$140.98	- 8.3%	\$137.98	\$141.64	+ 2.7%
Percent of Original List Price Received*	96.3%	94.8%	- 1.6%	97.5%	94.0%	- 3.6%
Percent of Last List Price Received*	98.3%	96.8%	- 1.5%	99.0%	97.0%	- 2.0%
Days on Market Until Sale	48	30	- 37.5%	46	34	- 26.1%
New Listings	28	22	- 21.4%	53	45	- 15.1%
Median List Price of New Listings	\$237,850	\$239,500	+ 0.7%	\$217,450	\$215,000	- 1.1%
Median List Price at Time of Sale	\$219,900	\$197,450	- 10.2%	\$215,000	\$207,250	- 3.6%
Inventory of Homes for Sale	36	36	0.0%	—	—	—
Months Supply of Inventory	1.4	1.5	+ 7.1%	—	—	—

\* Does not account for sale concessions and/or downpayment assistance. | Percent changes are calculated using rounded figures and can sometimes look extreme due to small sample size.

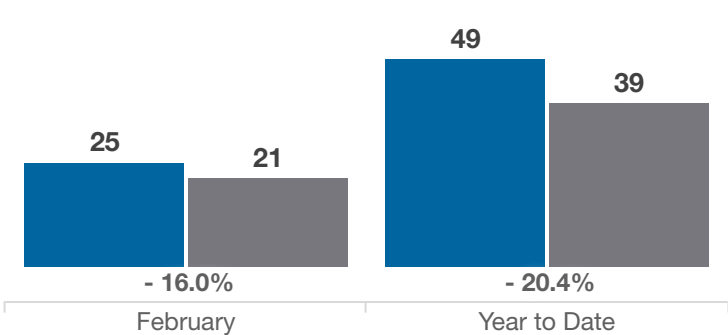
### Closed Sales

■ 2024 ■ 2025



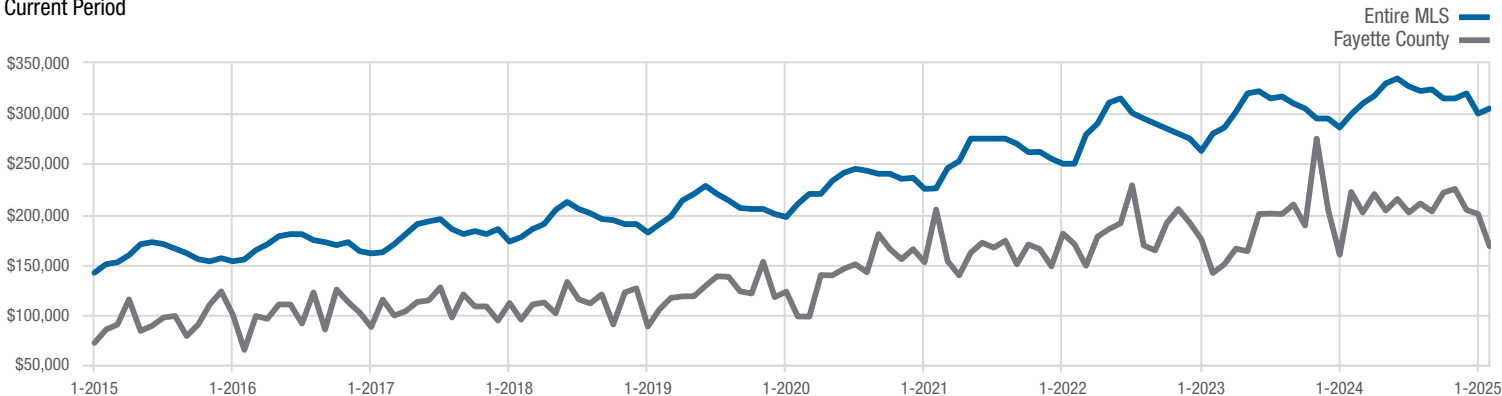
### In Contracts

■ 2024 ■ 2025



### Median Sales Price

Current Period



Each data point represents the median sales price in a given month.

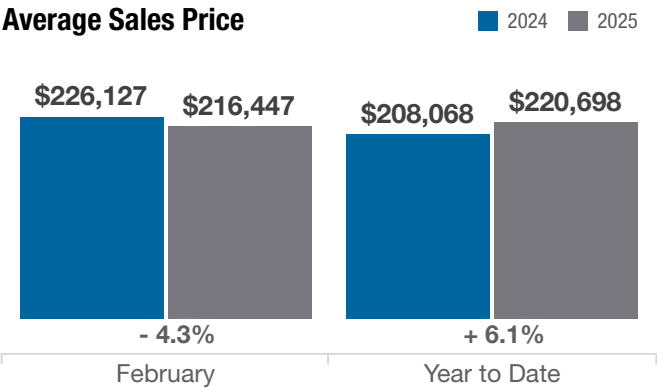
# Local Market Update – February 2025

A RESEARCH TOOL PROVIDED BY THE COLUMBUS REALTORS®  
BASED ON RESIDENTIAL LISTING DATA ONLY

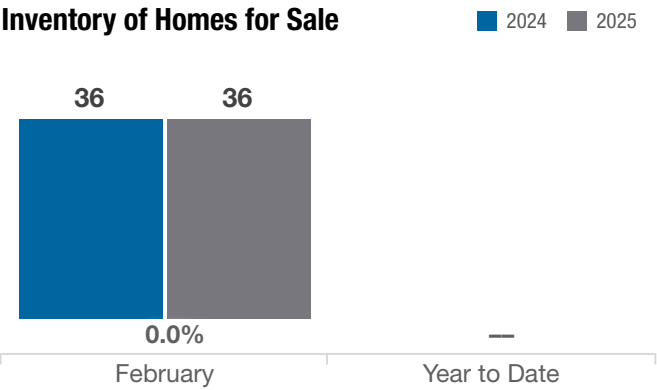


## Fayette County

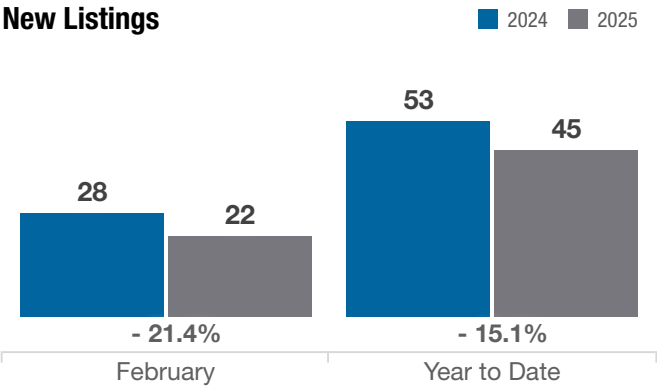
Average Sales Price



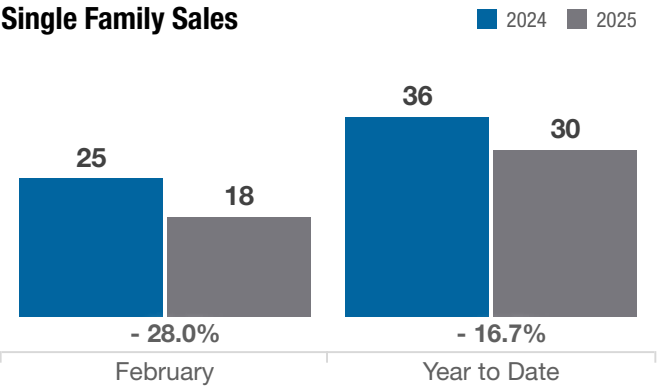
Inventory of Homes for Sale



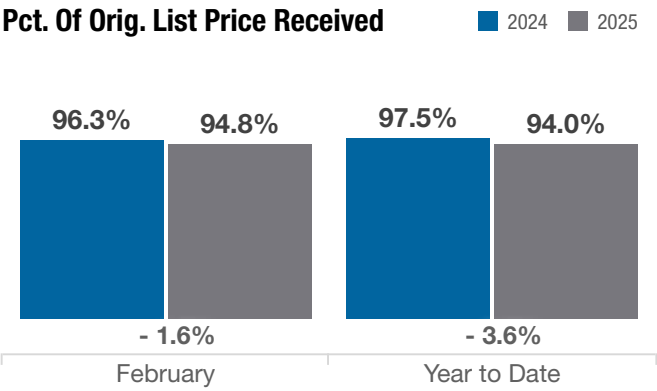
New Listings



Single Family Sales



Pct. Of Orig. List Price Received



Condo Sales

