

# Local Market Update – February 2025

A RESEARCH TOOL PROVIDED BY THE COLUMBUS REALTORS®  
BASED ON RESIDENTIAL LISTING DATA ONLY



## Madison Plains Local School District

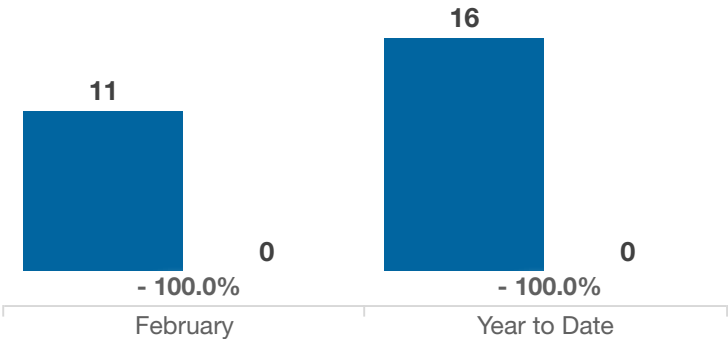
Madison County

Key Metrics	February			Year to Date		
	2024	2025	% Change	Thru 2-2024	Thru 2-2025	% Change
Closed Sales	11	0	- 100.0%	16	0	- 100.0%
In Contracts	4	0	- 100.0%	12	0	- 100.0%
Average Sales Price*	\$280,700	—	—	\$333,606	—	—
Median Sales Price*	\$269,900	—	—	\$354,000	—	—
Average Price Per Square Foot*	\$306.27	—	—	\$374.22	—	—
Percent of Original List Price Received*	187.1%	—	—	185.9%	—	—
Percent of Last List Price Received*	193.5%	—	—	194.7%	—	—
Days on Market Until Sale	58	—	—	70	—	—
New Listings	8	0	- 100.0%	16	0	- 100.0%
Median List Price of New Listings	\$469,800	—	—	\$409,800	—	—
Median List Price at Time of Sale	\$539,800	—	—	\$779,900	—	—
Inventory of Homes for Sale	16	0	- 100.0%	—	—	—
Months Supply of Inventory	3.2	—	—	—	—	—

\* Does not account for sale concessions and/or downpayment assistance. | Percent changes are calculated using rounded figures and can sometimes look extreme due to small sample size.

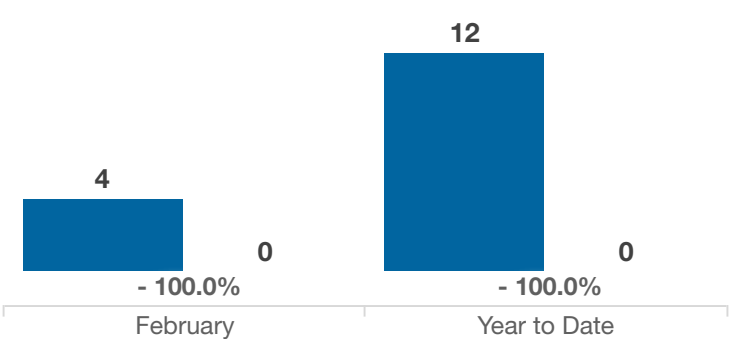
### Closed Sales

■ 2024 ■ 2025



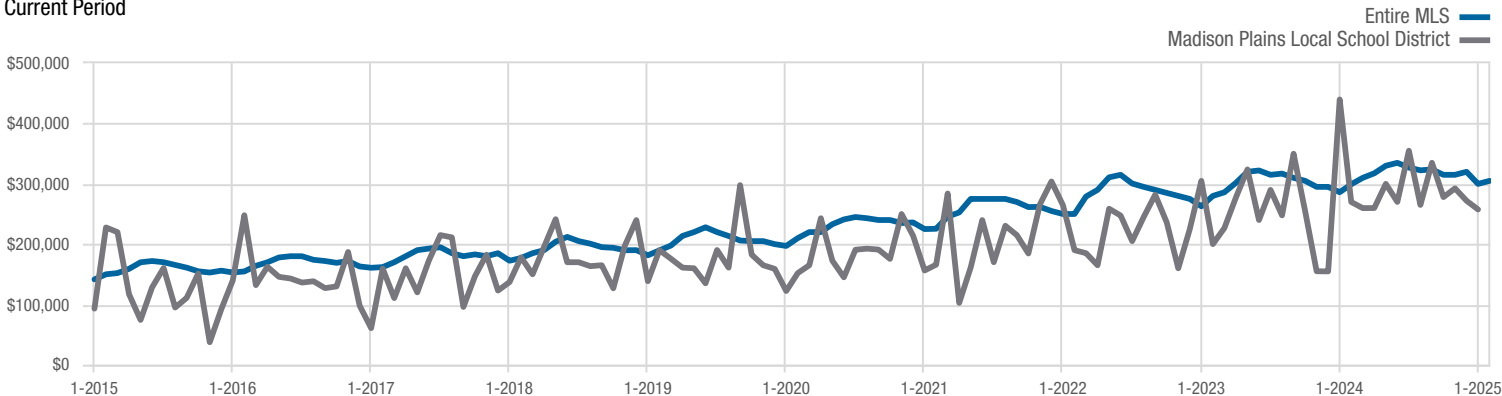
### In Contracts

■ 2024 ■ 2025



### Median Sales Price

Current Period



Each data point represents the median sales price in a given month.

# Local Market Update – February 2025

A RESEARCH TOOL PROVIDED BY THE COLUMBUS REALTORS®  
BASED ON RESIDENTIAL LISTING DATA ONLY



## Madison Plains Local School District

Madison County

