

# Local Market Update – February 2025

A RESEARCH TOOL PROVIDED BY THE COLUMBUS REALTORS®  
BASED ON RESIDENTIAL LISTING DATA ONLY



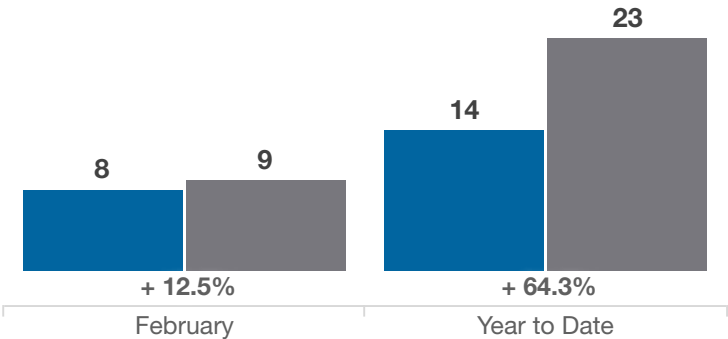
## Perry County

Key Metrics	February			Year to Date		
	2024	2025	% Change	Thru 2-2024	Thru 2-2025	% Change
Closed Sales	8	9	+ 12.5%	14	23	+ 64.3%
In Contracts	25	23	- 8.0%	32	37	+ 15.6%
Average Sales Price*	\$203,300	\$271,555	+ 33.6%	\$189,207	\$316,782	+ 67.4%
Median Sales Price*	\$196,000	\$220,000	+ 12.2%	\$169,500	\$225,000	+ 32.7%
Average Price Per Square Foot*	\$128.11	\$170.24	+ 32.9%	\$128.50	\$168.53	+ 31.2%
Percent of Original List Price Received*	93.2%	91.8%	- 1.5%	94.3%	94.7%	+ 0.4%
Percent of Last List Price Received*	96.8%	94.3%	- 2.6%	96.6%	97.2%	+ 0.6%
Days on Market Until Sale	43	64	+ 48.8%	44	52	+ 18.2%
New Listings	23	18	- 21.7%	40	38	- 5.0%
Median List Price of New Listings	\$295,000	\$257,450	- 12.7%	\$287,450	\$247,000	- 14.1%
Median List Price at Time of Sale	\$193,500	\$219,000	+ 13.2%	\$178,450	\$230,000	+ 28.9%
Inventory of Homes for Sale	46	44	- 4.3%	—	—	—
Months Supply of Inventory	2.6	2.2	- 15.4%	—	—	—

\* Does not account for sale concessions and/or downpayment assistance. | Percent changes are calculated using rounded figures and can sometimes look extreme due to small sample size.

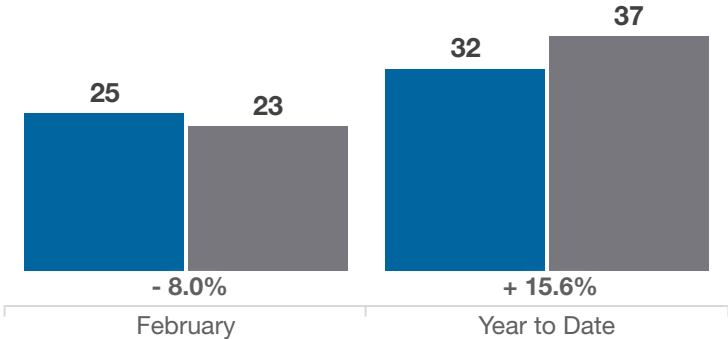
### Closed Sales

■ 2024 ■ 2025



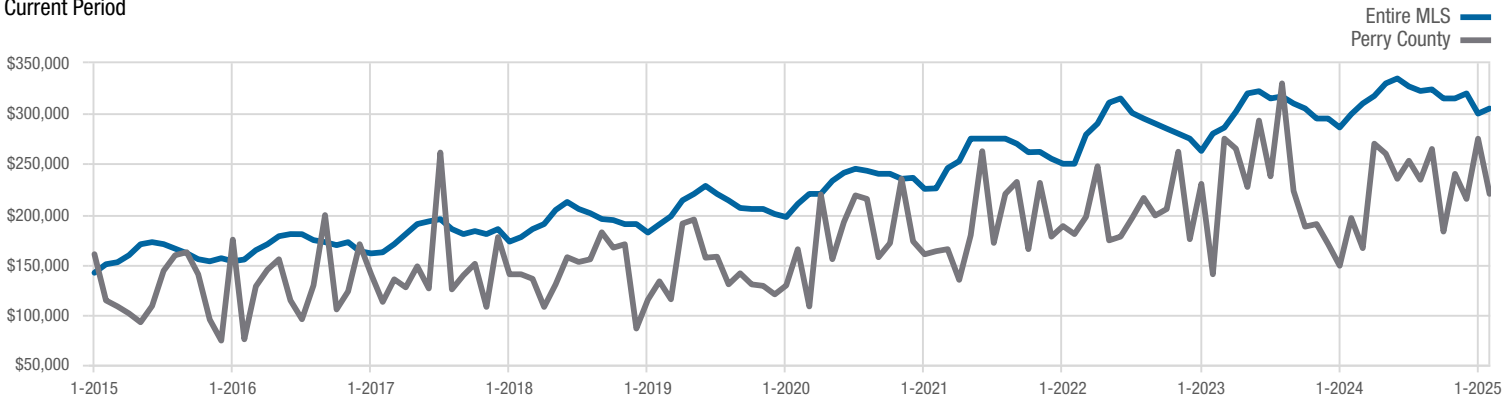
### In Contracts

■ 2024 ■ 2025



### Median Sales Price

Current Period



Each data point represents the median sales price in a given month.

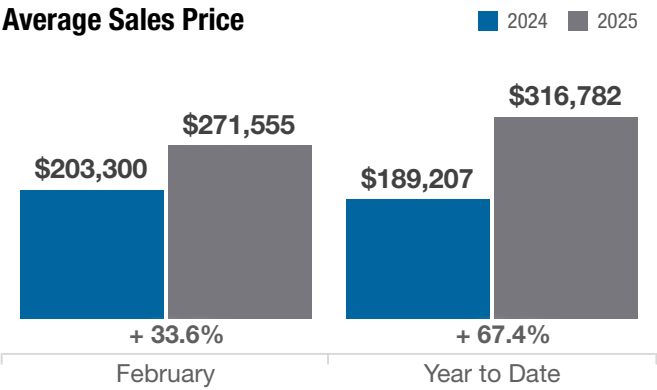
# Local Market Update – February 2025

A RESEARCH TOOL PROVIDED BY THE COLUMBUS REALTORS®  
BASED ON RESIDENTIAL LISTING DATA ONLY

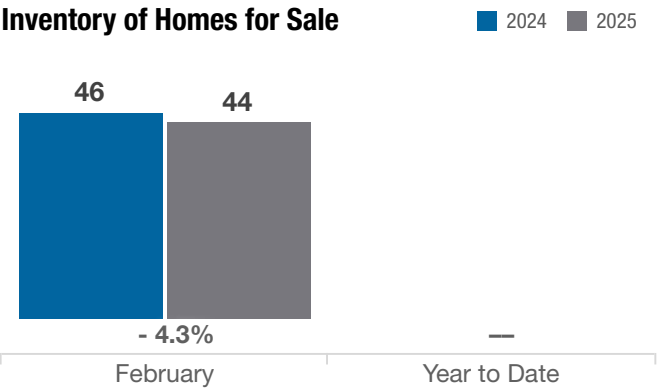


## Perry County

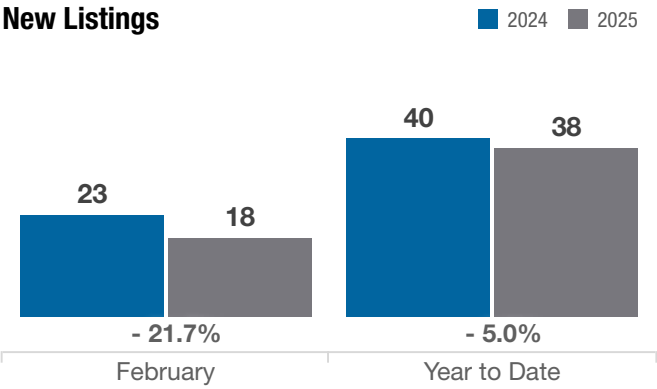
Average Sales Price



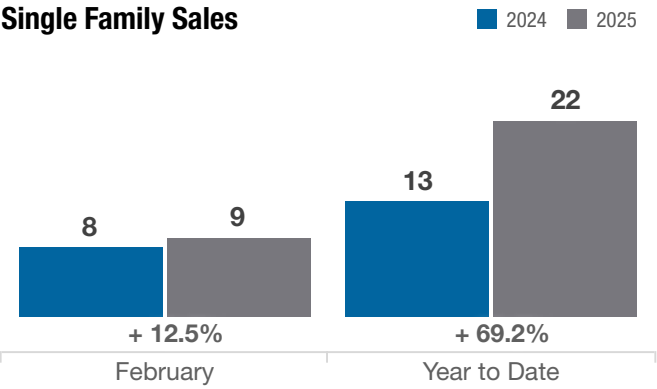
Inventory of Homes for Sale



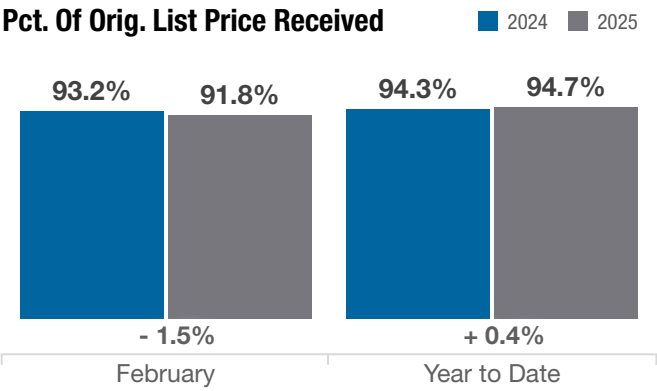
New Listings



Single Family Sales



Pct. Of Orig. List Price Received



Condo Sales

