

Local Market Update – February 2025

A RESEARCH TOOL PROVIDED BY THE COLUMBUS REALTORS®
BASED ON RESIDENTIAL LISTING DATA ONLY



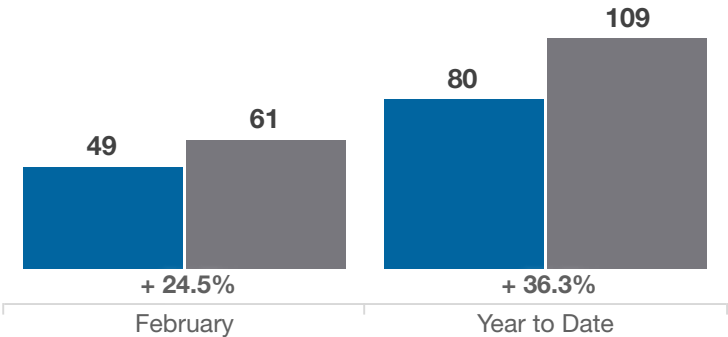
Union County

Key Metrics	February			Year to Date		
	2024	2025	% Change	Thru 2-2024	Thru 2-2025	% Change
Closed Sales	49	61	+ 24.5%	80	109	+ 36.3%
In Contracts	68	90	+ 32.4%	125	159	+ 27.2%
Average Sales Price*	\$513,715	\$528,642	+ 2.9%	\$502,606	\$514,851	+ 2.4%
Median Sales Price*	\$510,000	\$452,609	- 11.3%	\$427,990	\$448,219	+ 4.7%
Average Price Per Square Foot*	\$206.32	\$214.63	+ 4.0%	\$201.07	\$205.04	+ 2.0%
Percent of Original List Price Received*	97.0%	97.5%	+ 0.5%	98.4%	97.7%	- 0.7%
Percent of Last List Price Received*	99.1%	99.3%	+ 0.2%	100.4%	99.6%	- 0.8%
Days on Market Until Sale	61	59	- 3.3%	53	59	+ 11.3%
New Listings	69	90	+ 30.4%	126	167	+ 32.5%
Median List Price of New Listings	\$482,900	\$466,929	- 3.3%	\$483,020	\$468,857	- 2.9%
Median List Price at Time of Sale	\$534,900	\$455,990	- 14.8%	\$424,900	\$450,609	+ 6.1%
Inventory of Homes for Sale	97	147	+ 51.5%	—	—	—
Months Supply of Inventory	1.5	1.8	+ 20.0%	—	—	—

* Does not account for sale concessions and/or downpayment assistance. | Percent changes are calculated using rounded figures and can sometimes look extreme due to small sample size.

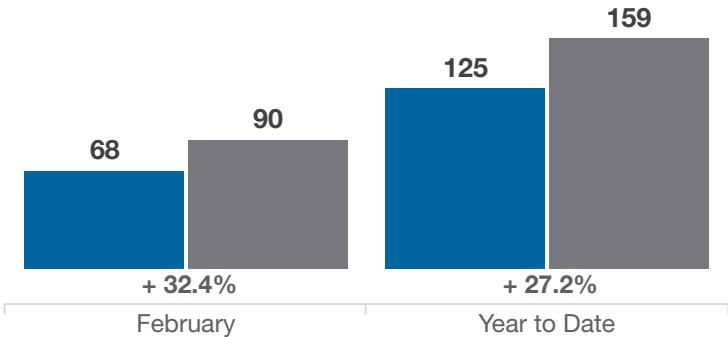
Closed Sales

■ 2024 ■ 2025



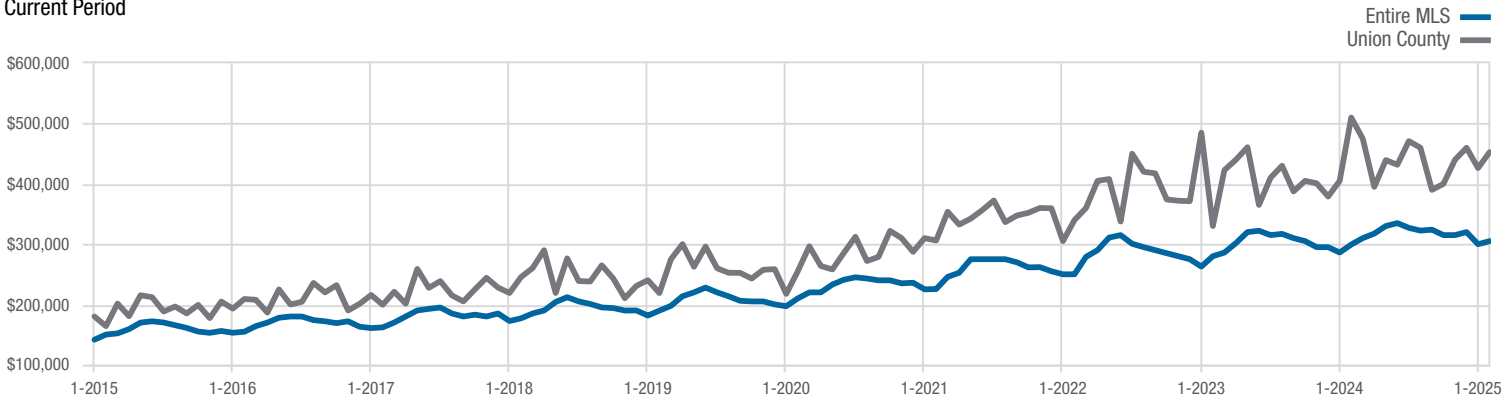
In Contracts

■ 2024 ■ 2025



Median Sales Price

Current Period



Each data point represents the median sales price in a given month.

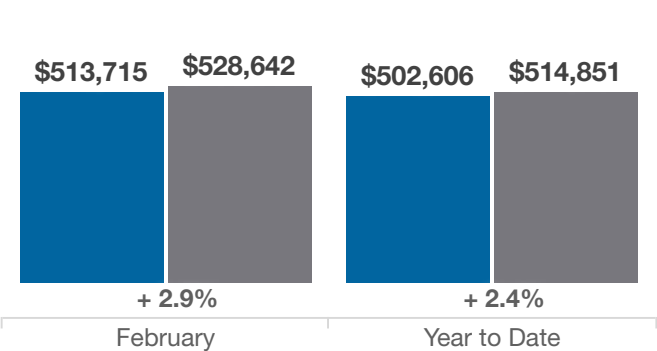
Local Market Update – February 2025

A RESEARCH TOOL PROVIDED BY THE COLUMBUS REALTORS®
BASED ON RESIDENTIAL LISTING DATA ONLY

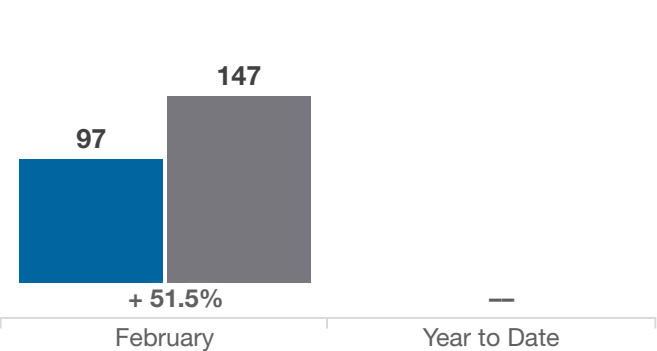


Union County

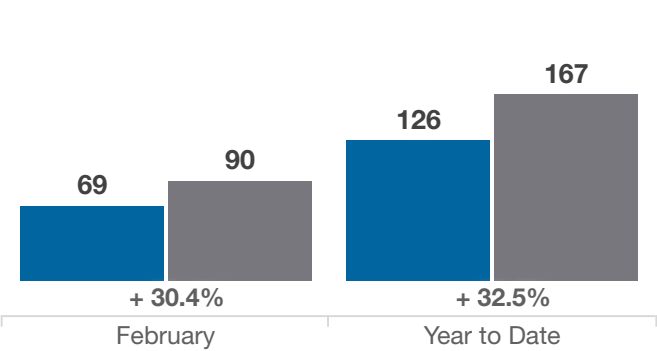
Average Sales Price



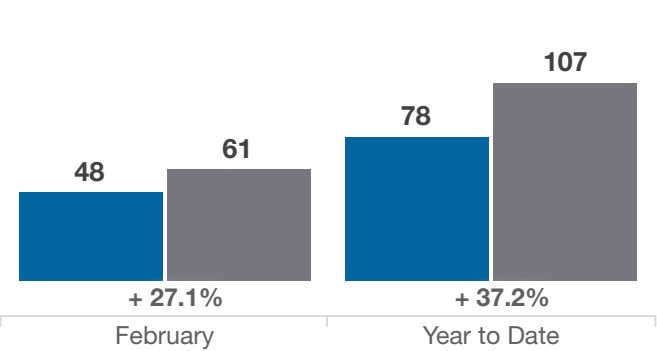
Inventory of Homes for Sale



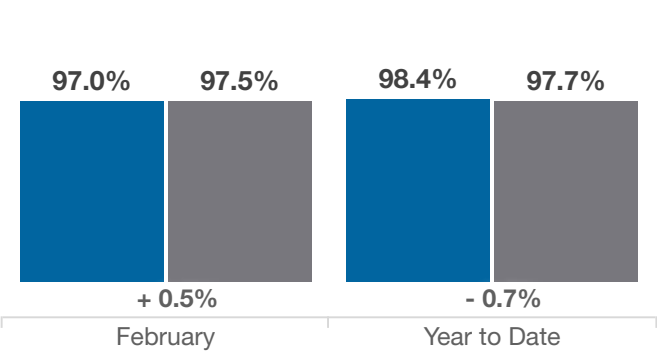
New Listings



Single Family Sales



Pct. Of Orig. List Price Received



Condo Sales

